

SEMPERIT

SEMPERIT INDUSTRIAL HOSES
Top sellers

SEMPERIT  SM 1[®]

Sandstrahl
Schleifrost
Strahlmeister[®]

PN 12 bar

SEMPERIT  COLOREFLEX PN 30 BAR DN 12 +110°C MADE IN GERMANY

**plus
ES**

SEMPERIT

SEMPERIT

Since 1824 expertise in rubber technology



The Austrian Semperit AG is an international group of companies for highly specialized rubber products. As leading European manufacturer of **industrial hoses**, the **Semperit Hoses** segment develops and distributes products from highest quality standards for your individual solution since 1872.

Industrial hoses are used to transport a wide variety of media and are primarily used in the construction and transport industries as well as in industrial and agricultural engineering.



Your reliable hose partner for heavy duty and construction!

TABLE OF CONTENT

1. TRANSFER ABRASIVE MATERIALS	5
1.1. MORTAR – SMK, SM40	6, 7
1.2. SHOT BLAST – SM1 [®] STRAHLMEISTER [®]	8
1.3. SHOT BLAST – SM2 [®]	9
1.4. CONCRETE STEEL – SM170, SM200	10, 11
1.5. CONCRETE STEEL – SM170T (COMING SOON)	12
2. HEAVY DUTY PNEUMATIC AND HYDRAULIC TRANSPORT	13
2.1. SIGMA [®] PLUS FS3320	14
3. WATER / WASTEWATER SUCTION AND DELIVERY HEAVY DUTY	16
3.1. IESD	17
3.2. IFSD	18
4. AIR / WATER	19
4.1. PLW20	20
4.2. PL1	21
4.3. PLD	22
4.4. SEMPERIT SUPREME [®]	23
4.5. MP20-EPDM	25
4.6. MPC10-EPDM	27
4.7. COLORFLEX	28
4.8. SEMPERPUSH (COMING SOON)	30
5. HOT WATER / STEAM	31
5.1. DS1 ULTRA	32
5.2. DHH	34
5.3. DS2 BLACK/RED	35, 36
6. FIRE FIGHTING	37
6.1. INP-UPE-WRAP	38
6.2. IWF	39
6.3. IWFS	40
7. OIL / FUEL HOSES – TRANSPORT AND DELIVERY, MOBILE TANKS	41
7.1. TMR4	42
7.2 TMR4 ULTRAFLEX	43
7.2. TM30	44
7.3. TM30 FLAT CORRUGATED	46
7.4. TM1-TANKMEISTER [®]	48
7.5. TU10	50
7.6. TU20	52
7.7. TUC20	54

TABLE OF CONTENT

8. VEHICLE	56
8.1. FUEL HOSE FUB	57
8.2. AIR BRAKE HOSE FBD	59
8.3. AIR BRAKE HOSE FBS	60
8.4. COOLANT HOSE FKD-R	61
8.5. LPG GAS HOSE FPB R67/R110	62
8.6. RAILBRAKE FBU	64
9. GAS	65
9.1. TWIN (R/B)	66
9.2. GPBD	67
9.3. GWPB	68
10. FOOD	69
10.1. LM1 EPDM	70
10.2. LM3	72
10.3. LMD-NBR	74
11. OIL / FUEL MATRIX	75
12. SEMPERIT INDUSTRIAL HOSES APPLICATION OVERVIEW	78
13. GENERAL INFORMATION	80



**TRANSFER ABRASIVE
MATERIALS**

SMK

Plaster hose - 10 bar



SPECIFICATIONS

Application	Specially designed hose for dry application (e.g. cement, grit) and wet application (e.g. plaster, wet concrete). Developed for conveying abrasive mediums such as cement, sand, aggregates, gravel, etc.
Feature	Very long service life due partly to the use of abrasion resistant rubber in the tube and cover, and partly to increased thickness of the tube - thicker wear layer. Average wear of the tube 70 mm ³ [according to DIN ISO 4649:2021]. Antistatic construction prevents the build-up of static electricity.
Temperature range	-35°C / +80°C.
Safety factor	3,15 : 1
Tube	NR/BR/SBR, black, abrasion resistant, antistatic, smooth.
Reinforcement	Textile wrapped.
Cover	SBR, black, resistant to ozone and weather, antistatic, cloth impression.
Marking	continuous mylartape, white letters: "SEMPERIT (S) SMK Mörtel/ Plaster PN 10 bar".
Notice	Flame resistant cover available on request.

TECHNICAL DETAILS

Article number	Internal-Ø		Wall width	External-Ø	Work. pressure [max.]	Number of inserts	Bending radius (min.)	Weight approx.	Coil length [max.]
	mm	inch							
48451 3202	32,0	1 1/4	10,0	52,0	10	2	350	1,70	20
48451 4080	40,0		8,0	56,0	10	2	400	1,55	40
48451 5010	50,0		10,0	70,0	10	2	500	2,35	40
48451 5002	50,0		10,0	70,0	10	2	500	2,35	20
48451 6010	60,0		10,0	80,0	10	2	600	2,55	40
48451 6002	60,0		10,0	80,0	10	2	600	2,55	20
48451 6510	65,0		10,0	85,0	10	4	650	2,65	40
48451 6502	65,0		10,0	85,0	10	4	650	2,65	20

SM40

Plaster hose - 40 bar



SPECIFICATIONS

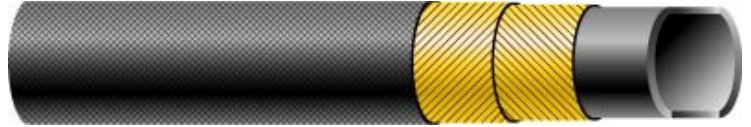
Application	For conveying grout, screed, plaster and gypsum in compact flow process.
Feature	Very long service life due to abrasion resistant quality of the rubber tube and cover. Average wear of the tube 70 mm ³ (according to DIN ISO 4649:2021). The compact reinforcement package provides a very stable cross-section making the hose highly kink resistant and also offers high pressure resistance. Antistatic construction prevents the build-up of static electricity.
Temperature range	-35°C / +80°C.
Safety factor	2,5 : 1
Tube	NR/BR/SBR, black, abrasion resistant, antistatic, smooth.
Reinforcement	Textile wrapped.
Cover	SBR, black, resistant to ozone and weather, antistatic, cloth impression.
Marking	continuous mylartape, yellow letters: "SEMPERIT [S] SM40 Mörtel/Plaster PN 40 bar".
Notice	On request: - with harder rubber quality and higher pressure resistance - with steel wire braid - with fire resistant cover - with several cover colours.

TECHNICAL DETAILS

Article number	Internal-Ø		Wall width	External-Ø	Work. pressure [max.]	Number of inserts	Bending radius [min.]	Weight approx.	Coil length [max.]
	mm	inch							
48386 1960	19,0	3/4	6,0	31,0	40	2	190	0,60	40
48386 2560	25,0	1	6,0	37,0	40	4	220	0,75	40
48386 2570	25,0	1	7,0	39,0	40	4	250	0,80	40
48386 3270	32,0	1 1/4	7,0	46,0	40	4	320	1,10	40
48386 3570	35,0	1 3/8	7,0	49,0	40	4	350	1,15	40
48386 3575	35,0	1 3/8	7,5	50,0	40	4	350	1,20	40
48386 3880	38,0	1 1/2	8,0	54,0	40	4	380	1,40	40
48386 3810	38,0	1 1/2	10,0	58,0	40	4	380	1,90	40
48386 4075	40,0		7,5	55,0	40	4	350	1,35	40
48386 5080	50,0		8,0	66,0	40	4	500	1,70	40
48386 5090	50,0		9,0	68,0	40	4	500	1,95	40
48386 5010	50,0		10,0	70,0	40	4	500	2,20	40
48386 6590	65,0		9,0	83,0	40	4	650	2,55	40
48386 7510	75,0		10,0	95,0	40	4	750	3,60	40

SM1®-STRAHLMEISTER®

Shotblast - 12 bar - EN ISO 3861



SPECIFICATIONS

Application	Premium shot blast hose with unique tube quality, for conveying highly abrasive media such as quartz sand, steel shot, corundum, glass, etc.
Feature	Extremely long service life due to the high abrasion resistant quality of the tube. Average wear of the tube 36 mm ³ [according to DIN ISO 4649:2021]. Antistatic construction prevents the build-up of static electricity.
Standard/Approval	Exceeds EN ISO 3861:2021.
Temperature range	-35°C / +80°C.
Safety factor	3,5 : 1
Tube	NR/BR/SBR, black, highly abrasion resistant, electrically conductive, smooth.
Reinforcement	Textile wrapped.
Cover	SBR, black, resistant to ozone and weather, antistatic, cloth impression.
Marking	continuous mylartape, yellow letters: "SEMPERIT (S) SM 1® - STRAHLMEISTER® Sandstrahl / Shotblast WP 12 bar MADE IN EU // // // // //".
Notice	A reinforced insert package for increased stability is available upon request.

TECHNICAL DETAILS

Article number	Internal-Ø		Wall width	External-Ø	Work. pressure (max.)	Number of inserts	Bending radius (min.)	Weight approx.	Coil length (max.)
	mm	inch	mm	mm	bar		mm	kg/m	m
48383 1370	13.0	1/2	7.0	27.0	12	2	130	0.50	40
48383 1950	19.0	3/4	5.0	29.0	12	2	190	0.45	40
48383 1970	19.0	3/4	7.0	33.0	12	2	190	0.65	40
48383 2570	25.0	1	7.0	39.0	12	2	250	0.80	40
48383 3280	32.0	1 1/4	8.0	48.0	12	2	320	1.10	40
48383 3212	32.0	1 1/4	12.0	56.0	12	4	320	1.80	40
48383 3890	38.0	1 1/2	9.0	56.0	12	2	380	1.50	40
48383 3811	38.0	1 1/2	11.1	60.2	12	2	380	1.95	40
48383 4290	42.0		9.0	60.0	12	2	420	1.65	40

SM2®

Shotblast - 12 bar - EN ISO 3861



SPECIFICATIONS

Application	Classic shot blast hose with excellent tube quality for conveying highly abrasive media such as quartz sand, steel shot, corundum, glass, etc.
Feature	Very long service life due to abrasion resistant tube. Average wear of the tube 50 mm ³ [according to DIN ISO 4649:2021]. Antistatic construction prevents the build-up of static electricity.
Standard/Approval	Exceeds EN ISO 3861:2021.
Temperature range	-35°C / +80°C.
Safety factor	3,5 : 1
Tube	NR/BR/SBR, black, abrasion resistant, antistatic, smooth.
Reinforcement	Textile wrapped.
Cover	SBR, black, resistant to ozone and weather, antistatic, cloth impression.
Marking	continuous mylartape, red letters: "SEMPERIT (S) SM2® Sandstrahl Shotblast WP 12 bar Made in EU //////////////".
Notice	A reinforced insert package for increased stability is available upon request.

TECHNICAL DETAILS

Article number	Internal-Ø		Wall width	External-Ø	Work. pressure [max.]	Number of inserts	Bending radius [min.]	Weight approx.	Coil length [max.]
	mm	inch							
48381 1370	13.0	1/2	7.0	27.0	12	2	130	0.50	40
48381 1670	16.0	5/8	7.0	30.0	12	2	160	0.55	40
48381 1970	19.0	3/4	7.0	33.0	12	2	190	0.65	40
48381 2570	25.0	1	7.0	39.0	12	2	250	0.75	40
48381 3280	32.0	1 1/4	8.0	48.0	12	2	320	1.10	40
48381 3212	32.0	1 1/4	12.0	56.0	12	4	350	1.80	40
48381 3890	38.0	1 1/2	9.0	56.0	12	2	380	1.45	40
48381 4290	42.0		9.0	60.0	12	2	420	1.70	40

SM170

Concrete pumping wire - 85 bar - EN 12001



SPECIFICATIONS

Application	Specially developed hose for conveying concrete using concrete pumps. Suitable for conveying highly abrasive media such as concrete, cement and plaster.
Feature	Long service life due to abrasion resistant tube. Average wear of the tube 50 mm ³ [according to DIN ISO 4649:2021]. Flexible and easy to handle, with good kink resistance due to a special hose design. Suitable for reverse pumping, for easy cleaning.
Temperature range	-35°C / +80°C.
Safety factor	2 : 1
Tube	NR/BR/SBR, black, abrasion resistant, antistatic, smooth.
Reinforcement	Steel wrapped.
Cover	SBR, black, resistant to ozone and weather, antistatic, cloth impression.
Marking	continuous mylar tape, yellow letters: "SEMPERIT (S) SM170 inch/DN CONCRETE PUMPING WP 85 bar 1233 PSI weight incl. concrete max. ... kg/m .. lbs/ft Made in EU //////////////"
Notice	The hose conforms to EN 12001:2011 and ASME B30.27-2014.

TECHNICAL DETAILS

Article number	Internal-Ø		Wall width	External-Ø	Work. pressure [max.]	Number of inserts	Bending radius [min.]	Weight approx.	Coil length [max.]
	mm	inch							
48598 5195	50,8	2	9,5	69,8	85	2	250	8,4*	40
48598 6511	65,0		11,0	87,0	85	4	300	12,9*	40
48598 7511	75,0		11,0	97,0	85	4	350	16,3*	40
48598 8012	80,0		12,0	104,0	85	4	380	18,7*	40
64598 0212	101,6	4	12,0	125,6	85	4	450	29,5*	40
64598 1213	125,0		13,0	151,0	85	4	500	43,3*	40

*Weight data in the table are values of the hose filled with concrete.

SM200

Concrete pumping wire - 100 bar - EN 12001



SPECIFICATIONS


Application	Specially developed hose for conveying concrete using concrete pumps. Suitable for conveying highly abrasive media such as concrete, cement and plaster.
Feature	Long service life due to abrasion resistant tube. Average wear of the tube 50 mm ³ [according to DIN ISO 4649:2021]. Thanks to highly abrasion resistant cover, the hose is also particularly resistant to mechanical stress from the outside. Flexible and easy to handle, with good kink resistance due to a special hose design. Suitable for reverse pumping, for easy cleaning.
Temperature range	-35°C / +80°C.
Safety factor	2 : 1
Tube	NR/BR/SBR, black, abrasion resistant, antistatic, smooth.
Reinforcement	Steel wrapped.
Cover	SBR, black, highly abrasion resistant, resistant to ozone and weather, antistatic, cloth impression.
Marking	continuous mylar tape, red letters: "SEMPERIT [S] SM200 inch/DN CONCRETE PUMPING WP 100 bar 1450 PSI weight incl. concrete max. .. kg/m .. lbs/ft Made in EU //////////////"
Notice	The hose conforms to EN 12001:2011 and ASME B30.27-2014.

TECHNICAL DETAILS

Article number	Internal-Ø		Wall width	External-Ø	Work. pressure [max.]	Number of inserts	Bending radius [min.]	Weight approx.	Coil length [max.]
	mm	inch	mm	mm	bar		mm		
48398 5195	50,8	2	9,5	69,8	100	4	250	8,4*	40
48398 6511	65,0		11,0	87,0	100	4	300	14,1*	40
48398 7511	75,0		11,0	97,0	100	4	350	18,4*	40
64398 0213	101,6	4	13,0	127,6	100	4	450	31,1*	40
64398 1214	125,0		14,0	153,0	100	4	500	44,6*	40

*Weight data in the table are values of the hose filled with concrete.

SM170T



COMING SOON!

2

**HEAVY DUTY
PNEUMATIC AND
HYDRAULIC TRANSPORT**

SIGMA® plus FS 3320










SIGMA - 10 bar - S&D



SPECIFICATIONS

Application	A premium suction and delivery hose for the pneumatic and hydraulic conveying of abrasive materials, such as cement, sand, phosphates, quartz, dolomite, waste glass, dry mixed animal feed, grain, bark, wood shavings, etc.
Feature	<p>The entire feed system is very easy to assemble due to a specially designed coupling system.</p> <p>Average wear of the tube 50 mm³ [according to DIN ISO 4649:2021].</p> <p>Colored wear indicator – for early detection that a replacement is required.</p> <p>MSHA approved cover: MSHA IC-08/24.</p> <p>External, segmented coupling system allows easy replacement of hose. Couplings can normally be reused.</p>
Temperature range	-35°C / +80°C.
Safety factor	3,2 : 1
Tube	NR/BR/SBR, black, abrasion resistant, electrically conductive, colored wear indicator.
Reinforcement	Textile wrapped, zinc plated wire helix.
Cover	EPDM/SBR, black, resistant to ozone and weather, abrasion resistant, electrically conductive, corrugated with cloth impression.
Marking	continuous blue mylartape, white letters: „SEMPERIT [S] SIGMA® plus FS 3320 S&D WP 10 bar Made in Europe // // // // //“.
Notice	<p>ATTENTION: Please refer to the Semperit resistance list or, in case of doubt, contact Semperit.</p> <p>ATTENTION: Please see the special handling and storage guidelines for our Sigma® system. On request: reducers, elbow fittings, branches, adaptors, shut-off valves, etc.</p>

TECHNICAL DETAILS

        									
Article number	Internal-Ø		Wall width	External-Ø	Work. pressure (max.)	Number of inserts	Bending radius (min.)	Weight approx.	Coil length (max.)
	mm	inch	mm	mm	bar		mm	kg/m	m
64574 5140	50.8	2	12.0	74.8	10	2	250	3.35	40
64574 6340	63.5	2 1/2	12.0	87.5	10	2	300	4.0	40
64574 7640	76.2	3	19.0	114.2	10	2	350	8.40	40
64574 8240	82.0	3 1/4	16.1	114.2	10	2	350	7.50	40
64574 0040	101.6	4	15.5	132.6	10	2	500	9.00	40
64574 1202	127.0	5	17.5	162.0	10	4	650	12.05	20
64574 1502	152.4	6	18.0	188.4	10	4	750	14.70	20
64574 2020	203.2	8	19.0	241.2	10	4	1250	19.6	20

Vacuum resistance up to 152mm ID -0.9 bar; bigger sizes -0.7 bar.

3

**WATER / WASTE WATER
SUCTION AND DELIVERY
HEAVY DUTY**

IESD

Air/Water - EPDM - 10 bar - S&D



SPECIFICATIONS

Application	Suction and delivery hose for heavy duty use for media such as waste water, sewage and service water. Multi-purpose hose for use in mining, industry, agriculture, gardening, etc.
Feature	EPDM tube and cover resistant to heat, sunlight, ozone and weather. Dimensionally stable and highly flexible.
Temperature range	-30°C / +95°C.
Safety factor	3 : 1
Tube	EPDM, black, smooth.
Reinforcement	Textile wrapped, zinc plated double steel wire helix (DN > 50,0 zinc plated steel wire helix).
Cover	EPDM, black, resistant to ozone and weather, cloth impression.
Marking	continuous mylartape, white letters: "SEMPERIT (S) IESD EPDM Wasser / Water S&D 10 bar Made in Europe".


TECHNICAL DETAILS

Article number	Internal-Ø		Wall width	External-Ø	Work. pressure [max.]	Number of inserts	Bending radius [min.]	Weight approx.	Coil length [max.]
	mm	inch							
64609 1950	19,0	3/4	5,0	29,0	10	2	95	0,60	40
64609 2550	25,0	1	5,0	35,0	10	2	125	0,70	40
64609 3250	32,0	1 1/4	5,0	42,0	10	2	160	0,90	40
64609 3850	38,0	1 1/2	5,0	48,0	10	2	200	1,00	40
64609 5050	50,0		5,0	60,0	10	2	255	1,55	40
64609 6360	63,5	2 1/2	6,0	75,5	10	2	325	2,10	40
64609 7560	75,0		6,0	87,0	10	2	380	2,35	40
64609 7860	76,2	3	6,0	88,2	10	2	380	2,50	40
64609 0270	101,6	4	7,0	115,6	10	2	530	3,92	40
64609 0580	127,0	5	8,0	145,0	10	2	600	5,70	40
64609 0685	152,0	6	8,5	172,0	10	2	800	7,52	20
64609 0810	203,0	8	10,0	223,0	10	2	1100	11,60	20

Vacuum resistance up to -0.9 bar

IFSD

Air/Water - SBR - 10 bar - S&D



SPECIFICATIONS

Application	Suction and delivery hose for heavy duty use for media such as waste water, sewage and service water.
Temperature range	-35°C / +80°C.
Safety factor	3 : 1
Tube	SBR, black, smooth.
Reinforcement	Textile wrapped, zinc plated double steel wire helix (DN > 50,0 zinc plated steel wire helix).
Cover	SBR, black, resistant to ozone and weather, abrasion resistant, cloth impression.
Marking	continuous mylartape, white letters: "SEMPERIT (S) IFSD WATER S&D WP 10 BAR Made in Europe".

TECHNICAL DETAILS

Article number	Internal-Ø		Wall width	External-Ø	Work. pressure (max.)	Number of inserts	Bending radius (min.)	Weight approx.	Coil length (max.)
	mm	inch							
64600 2550	25,0	1	5,0	35,0	10	2	100	0,81	40
64600 3250	32,0	1 1/4	5,0	42,0	10	2	120	0,88	40
64600 3850	38,0	1 1/2	5,0	48,0	10	2	150	1,13	40
64600 5050	50,0		5,0	60,0	10	2	200	1,55	40
64600 6360	63,5	2 1/2	6,0	75,5	10	2	300	2,10	40
64600 7560	75,0		6,0	87,0	10	2	350	2,35	40
64600 7660	76,2	3	6,0	88,2	10	2	350	2,50	40
64600 9070	90,0		7,0	104,0	10	2	450	2,70	40
64600 0270	101,6	4	7,0	115,6	10	2	500	3,68	40
64600 0580	127,0	5	8,0	143,0	10	2	600	5,70	40
64600 0685	152,0	6	8,5	169,0	10	2	800	7,52	20
64600 0810	203,0	8	10,0	223,0	10	2	1100	11,60	20


Vacuum resistance to -0.9 bar

4

AIR / WATER

PLW20

Air/Water - 20 bar



SPECIFICATIONS

Application	A flexible air and water hose for use in industry, commerce and on construction sites.
Temperature range	-30°C / +70°C.
Safety factor	3 : 1
Tube	Synthetic rubber, black, suitable for oil-laden air, smooth.
Reinforcement	Textile spiral (DN > 32 wrapped).
Cover	Synthetic rubber, black, resistant to ozone and weather, smooth (DN > 32 cloth impression).
Marking	continuous inkjet, white letters: "SEMPERIT (S) PLW20 Luft/Wasser Air/Water WP 20 bar/BP 60 bar DN MADE IN EU //////////////". DN >32 continuous mylartape, white letters: "SEMPERIT (S) PLW20 Luft/Wasser Air/Water WP 20 bar/BP 60 bar MADE IN EU //////////////".
Notice	Larger dimensions available on request.

TECHNICAL DETAILS

Article number	Internal-Ø		Wall width	External-Ø	Work. pressure [max.]	Number of inserts	Bending radius [min.]	Weight approx.	Coil length [max.]
	mm	inch	mm	mm	bar		mm		
68102 0630	6,0	1/4	3,0	12,0	20	2	60	0,13	50
68102 0640	6,0	1/4	4,0	14,0	20	2	60	0,17	50
68102 0835	8,0	5/16	3,5	15,0	20	2	80	0,17	50
68102 0845	8,0	5/16	4,5	17,0	20	2	80	0,25	50
68102 1035	10,0	3/8	3,5	17,0	20	2	100	0,20	50
68102 1335	13,0	1/2	3,5	20,0	20	2	130	0,24	50
68102 1340	13,0	1/2	4,0	21,0	20	2	130	0,29	50
68102 1635	16,0	5/8	3,5	23,0	20	2	160	0,29	50
68102 1650	16,0	5/8	5,0	26,0	20	2	160	0,46	50
68102 1935	19,0	3/4	3,5	26,0	20	2	190	0,35	50
68102 1950	19,0	3/4	5,0	29,0	20	2	220	0,52	50
68102 2540	25,0	1	4,0	33,0	20	2	250	0,49	50
68102 2550	25,0	1	5,0	35,0	20	2	250	0,65	50
68102 3265	32,0	1 1/4	6,5	45,0	20	2	320	1,10	50
48410 3865	38,0	1 1/2	6,5	51,0	20	2	350	1,20	40
48410 5070	50,0		7,0	64,0	20	4	500	1,55	40
48410 6380	63,5	2 1/2	8,0	79,5	20	4	630	2,38	40
48410 7580	75,0		8,0	91,0	20	4	750	2,65	40

PL1

Air/Water - 20 bar - yellow



SPECIFICATIONS

Application	Suitable for delivering compressed air and water in power plant, road construction, tunneling and quarrying.
Feature	Easily identified due to distinctive colour.
Temperature range	-40°C / +100°C.
Safety factor	3 : 1
Tube	EPDM, black, suitable for oil-laden air, smooth.
Reinforcement	Textile spiral [DN > 25 wrapped].
Cover	EPDM, yellow, resistant to ozone and weather, abrasion resistant, smooth [DN > 25 cloth impression].
Marking	continuous inkjet, black letters: DN >25 continuous mylartape, blue letters: "SEMPERIT (S) PL1 Druckluft/Wasser Air/Water Mammut WP 20 bar/BP 60 bar MADE IN EU // // // // //".

TECHNICAL DETAILS

Article number	Internal-Ø		Wall width	External-Ø	Work. pressure [max.]	Number of inserts	Bending radius [min.]	Weight approx.	Coil length [max.]
	mm	inch	mm	mm	bar		mm	kg/m	m
68416 1350	13,0	1/2	5,0	23,0	20	2	80	0,43	50
68416 1950	19,0	3/4	5,0	29,0	20	2	150	0,52	50
68416 1955	19,0	3/4	5,5	30,0	20	2	150	0,59	50
68416 1960	19,0	3/4	6,0	31,0	20	2	150	0,65	50
68416 2560	25,0	1	6,0	37,0	20	2	185	0,82	50
68416 2570	25,0	1	7,0	39,0	20	2	185	0,95	50
48426 3260	32,0	1 1/4	6,0	44,0	20	2	260	1,00	40
48426 3860	38,0	1 1/2	6,0	50,0	20	2	350	1,16	40
48426 5080	50,0		8,0	66,0	20	4	400	2,30	40
48426 5010	50,0		10,0	70,0	20	4	330	3,00	40
48426 5380	53,0		8,0	69,0	20	4	420	2,45	40
48426 5310	53,0		10,0	73,0	20	4	350	3,10	40
48426 6310	63,5	2 1/2	10,0	83,5	20	4	480	2,90	40
48426 7510	75,0	3	10,0	95,0	20	4	610	3,50	40
56426 1014	101,6	4	14,0	129,6	20	8	720	6,60	40

PLD

Air/Water - 40 bar - yellow



SPECIFICATIONS


Application	A robust compressed air hose for oil-laden compressed air. Suitable for use in quarries, surface mining and road construction.
Feature	The steel wire reinforcement makes the hose suitable for high pressure and heavy duty applications. Easily identified due to distinctive colour.
Temperature range	-40°C / +100°C.
Safety factor	3,15 : 1
Tube	EPDM, black, suitable for oil-laden air, smooth.
Reinforcement	Steel braided.
Cover	EPDM, yellow, resistant to ozone and weather, abrasion resistant, cloth impression.
Marking	continuous embossed tape: "SEMPERIT [S] Druckluft Air Wire braid Luna PN 40bar".
Notice	Black cover available on request.

TECHNICAL DETAILS

Article number	Internal-Ø		Wall width		External-Ø		Work. pressure [max.] bar	Number of inserts	Bending radius [min.] mm	Weight approx. kg/m	Coil length [max.] m
	mm	inch	mm	mm	mm	mm					
48400 2664	25,4	1	6,4	38,2	40	1	125	1,15	40		
48400 3875	38,0	1 1/2	7,5	53,0	40	2	190	2,30	40		
48400 5180	50,8	2	8,0	66,8	40	2	260	3,00	40		
48400 7690	76,2	3	9,0	94,2	40	2	450	3,95	40		

Semperit SUPREME®

High Quality Multipurpose Hose - 20 bar



SPECIFICATIONS

Application

The SUPREME® high quality multipurpose hose combines the best of the 3 most common hose applications:

- resistant to hot water and light chemicals
- resistant to oil and fuel
- resistant to high temperature

Additionally SUPREME® stands for an abrasion, ozone and weather resistant cover and ensures highest pressure rates with safety factor of 4:1.

Designed for different challenging multipurpose applications - construction sites, agriculture or industrial plants.

Feature

Our Supreme® multipurpose hose can be used for B7 [EN 590:2017] and B20 with a maximum aromatic content of 40%.

It's not recommended to use our Supreme hose for B100 (pure biodiesel / 100%FAME/RME) as well as E5 [EN 228:2017], E10, E85 and E100 as the material properties might be affected and weakened during usage.

The used high quality performance rubber ensures outstanding properties for heat and oil resistance. Therefore the used liner fulfills RMA class A and the cover compound is according to RMA class B.

The special hose construction allows a very small bending radius as well as excellent kinking behavior.

Temperature range

-40°C / Oil +135°C; Air +120°C; Water +100°C.

Safety factor

4 : 1

Tube

High quality performance rubber, black, resistant to oil and fuel, electrically conductive, smooth.

Reinforcement

Textile spiral.

Cover

High quality performance rubber, black, abrasion resistant, resistant to oil and fuel, resistant to ozone and weather, electrically conductive, smooth, 3 green longitudinal stripes.

Marking

continuous inkjet, white letters: "SEMPERIT [S] Supreme® Multi Purpose Oil/Air/Water PN 20bar DN xx Oil +135°C; Air +120°C; Water +100°C Made in EU".

Notice

The usage of our product is only allowed for land and sea applications.

ATTENTION: As temperature increases or decreases, burst pressure, safe working pressure, coupling retention properties and other safety characteristics of the hose can significantly decrease in closed systems/applications. Failure to consider how temperature and other conditions affect hose performance may cause property damage, serious bodily injury or death.

ATTENTION: For last valid information regarding oil & fuel suitability please always refer to the [Semperit oil & fuel suitability matrix](#) or, in case of doubt, contact Semperit.

ATTENTION: Not to be used as a petrol pump hose.

ATTENTION: Not suitable for the usage as fuel line hose of vehicles and in engine

compartments.
 ATTENTION: Not suitable for supply of any engine-driven vehicles

TECHNICAL DETAILS

Article number	Internal-Ø		Wall width	External-Ø	Work. pressure [max.]	Number of inserts	Bending radius [min.]	Weight approx.	Coil length [max.]
	mm	inch	mm	mm	bar		mm	kg/m	m
68515 0635	6.0	1/4	3.5	13.0	20	2	30	0.16	50
68515 0835	8.0	5/16	3.5	15.0	20	2	40	0.20	50
68515 1035	10.0	3/8	3.5	17.0	20	2	50	0.23	50
68515 1235	12.0		3.5	19.0	20	2	60	0.26	50
68515 1340	13.0	1/2	4.0	21.0	20	2	65	0.31	50
68515 1640	16.0	5/8	4.0	24.0	20	2	80	0.39	50
68515 1945	19.0	3/4	4.5	28.0	20	2	95	0.51	50
68515 2550	25.0	1	5.0	35.0	20	2	125	0.72	50
68515 3260	32.0	1 1/4	6.0	44.0	20	2	160	1.05	50

MP20-EPDM










Multipurpose EPDM - 20 bar



SPECIFICATIONS

Application	Highly flexible multi-purpose hose, with very good ageing, weather and abrasion resistance. Suitable for conveying air and water, as well as many chemical products in industry and agriculture [see resistance list].
Feature	High EPDM quality ensures excellent ozone and weather resistance. Kink resistant due to textile reinforcement. Electrically conductive tube construction prevents the build-up of static electricity. $R < 10^6 \Omega$ [according to EN ISO 8031:2009].
Temperature range	-40°C / +120°C ; max. +100°C fluid temperature in closed systems.
Safety factor	4 : 1
Tube	EPDM, black, electrically conductive, smooth.
Reinforcement	Textile spiral.
Cover	EPDM, black, resistant to ozone and weather, electrically conductive, smooth, 3 blue longitudinal stripes.
Marking	continuous inkjet, white letters: "SEMPERIT [S] MP 20-EPDM MULTI PURPOSE PN 20 BAR DN +100°C [conditionally +120°C] CONDUCTIVE R < 10 ⁶ Ohm/m MADE IN EU //".
Notice	If in any doubt regarding use, please contact Semperit. ATTENTION: As temperature increases or decreases, burst pressure, safe working pressure, coupling retention properties and other safety characteristics of the hose can significantly decrease in closed systems/applications. Failure to consider how temperature and other conditions affect hose performance may cause property damage, serious bodily injury or death. The hose must not be used in constantly pressurized closed systems at temperatures >100°C. ATTENTION: Please refer to the Semperit resistance list or, in case of doubt, contact Semperit. ATTENTION: The temperature of the medium must be lower than its boiling point.

TECHNICAL DETAILS

        									
Article number	Internal-Ø		Wall width	External-Ø	Work. pressure (max.)	Number of inserts	Bending radius (min.)	Weight approx.	Coil length (max.)
	mm	inch	mm	mm	bar		mm	kg/m	m
68024 0635	6.0	1/4	3.5	13.0	20	2	40	0.16	100
68024 0835	8.0	5/16	3.5	15.0	20	2	50	0.20	100
68024 1035	10.0	3/8	3.5	17.0	20	2	60	0.23	100
68024 1340	13.0	1/2	4.0	21.0	20	2	80	0.31	100
68024 1640	16.0	5/8	4.0	24.0	20	2	100	0.39	100
68024 1945	19.0	3/4	4.5	28.0	20	2	115	0.47	50
68024 2550	25.0	1	5.0	35.0	20	2	150	0.67	50
68024 3260	32.0	1 1/4	6.0	44.0	20	4	200	1.05	50
68024 3860	38.0	1 1/2	6.0	50.0	20	4	250	1.20	50

MPC10-EPDM

Multipurpose EPDM - 10 bar



SPECIFICATIONS

Application	Highly flexible multi-purpose hose, with very good ageing, weather and abrasion resistance.
Feature	EPDM tube and cover resistant to heat, sunlight, ozone and weather. Kink resistant due to textile reinforcement.
Temperature range	-40°C / +100°C, for a short time up to +120°C.
Safety factor	3 : 1
Tube	EPDM, black, electrically conductive, smooth.
Reinforcement	Textile spiral.
Cover	EPDM, black, resistant to ozone and weather, electrically conductive, smooth.
Marking	continuous inkjet, white letters: "SEMPERIT (S) MPC10-EPDM MULTI PURPOSE PN 10 BAR -40°C / +100°C short time +120°C Made in EU".

TECHNICAL DETAILS

Article number	Internal-Ø		Wall width	External-Ø	Work. pressure [max.]	Number of inserts	Bending radius [min.]	Weight approx.	Coil length [max.]
	mm	inch	mm	mm	bar		mm	kg/m	m
68121 1030	10.0	3/8	3.0	16.0	10	2	60	0.22	50
68121 1035	10.0	3/8	3.5	17.0	10	2	60	0.22	50
68121 1335	13.0	1/2	3.5	20.0	10	2	80	0.34	50
68121 1540	15.0		4.0	23.0	10	2	90	0.37	50
68121 1635	16.0	5/8	3.5	23.0	10	2	100	0.40	50
68121 1935	19.0	3/4	3.5	26.0	10	2	120	0.53	50
68121 2545	25.0	1	4.5	34.0	10	2	150	0.67	50

COLORFLEX

Multipurpose EPDM - coloured - 20 bar



SPECIFICATIONS


Application	Highly flexible multi-purpose hose, with very good ageing, weather and abrasion resistance. Suitable for conveying air and water, as well as many chemical products in industry and agriculture [see resistance list].
Feature	Different colours of the hose cover ensure easy recognition during usage. Available colours are: blue, red, orange, yellow, green, grey and black. High EPDM quality ensures excellent ozone and weather resistance. Kink resistant due to textile reinforcement. Electrically conductive tube construction prevents the build-up of static electricity. $R < 10^6 \Omega$ [according to EN ISO 8031:2009].
Temperature range	-40°C / +120°C ; max. +100°C fluid temperature in closed systems.
Safety factor	4 : 1
Tube	EPDM, black, electrically conductive, smooth.
Reinforcement	Textile spiral.
Cover	EPDM, blue, resistant to ozone and weather, isolating [black: electrically conductive], smooth.
Marking	continuous inkjet, black or white letters: "SEMPERIT (S) COLORFLEX PN 20 BAR DN +100°C [conditionally +120°C] MADE IN EU".
Notice	ATTENTION: As temperature increases or decreases, burst pressure, safe working pressure, coupling retention properties and other safety characteristics of the hose can significantly decrease in closed systems/applications. Failure to consider how temperature and other conditions affect hose performance may cause property damage, serious bodily injury or death. The hose must not be used in constantly pressurized closed systems at temperatures >100°C. ATTENTION: Please refer to the Semperit resistance list or, in case of doubt, contact Semperit. ATTENTION: The temperature of the medium must be lower than its boiling point.

TECHNICAL DETAILS

Article number	Internal-Ø		Wall width	External-Ø	Work. pressure (max.)	Number of inserts	Bending radius (min.)	Weight approx.	Coil length (max.)
	mm	inch	mm	mm	bar		mm	kg/m	m
68480 0635	6.0	1/4	3.5	13.0	20	2	40	0.15	100
68480 0835	8.0	5/16	3.5	15.0	20	2	50	0.18	100
68480 1035	10.0	3/8	3.5	17.0	20	2	60	0.21	100
68480 1235	12.0	9/16	3.5	19.0	20	2	72	0.25	100
68480 1340	13.0	1/2	4.0	21.0	20	2	80	0.30	100
68480 1640	16.0	5/8	4.0	24.0	20	2	100	0.35	100
68480 1945	19.0	3/4	4.5	28.0	20	2	115	0.47	50
68480 2550	25.0	1	5.0	35.0	20	2	150	0.67	50
68480 3260	32.0	1 1/4	6.0	44.0	20	4	200	1.05	50
68480 3865	38.0	1 1/2	6.5	51.0	15	4	230	1.42	50

68480.... blue, 68481.... red, 68482.... orange, 68483.... yellow, 68484.... green, 68485.... grey, 68486.... black.

SemperPush



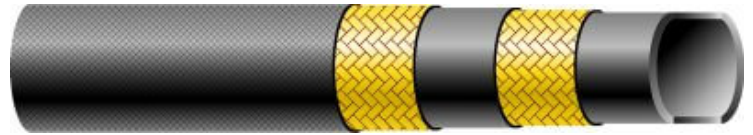
COMING SOON!

5

HOT WATER / STEAM

DS1 ultra

Steam wire - 18/55 bar - EN ISO 6134 2A



SPECIFICATIONS

Application	For the use of saturated steam and hot water in the chemical and petrochemical industry, as well as in plant engineering, the construction industry and shipbuilding.
Feature	The DS1 <i>ultra</i> is designed for highest demands in industry. Two braids of zinc-plated steel-wire offer best resistance to superheated steam (up to + 230 ° C) and prevents corrosion. DS1 <i>ultra</i> is characterized by a high flexibility, small bending radius and small bending force as well. Electrically conductive: Resistance $R < 10^6$ Ohm.
Standard/Approval	EN ISO 6134:2017 Type 2, class A.
Temperature range	-40°C / +210°C [saturated steam], peak +230°C [super heated steam]; +120°C [hot water].
Safety factor	Steam 10 : 1, Hot water 3,15 : 1
Tube	EPDM, black, electrically conductive, smooth.
Reinforcement	Zinc plated steel braided.
Cover	EPDM, black, resistant to ozone and weather, electrically conductive, cloth impression.
Marking	continuous mylartape, red letters: "SEMPERIT [S] DS 1 <i>ultra</i> Sattdampf / Saturated Steam WP 18 bar 210°C [peak +230°C] $R < 10^6$ Ohm MADE IN EU // // // //", as well as continuous embossed tape "SEMPERIT [S] DS1 <i>ultra</i> EN ISO 6134:2017 2A DAMPF / STEAM - PN 18 bar [1,8 MPa] 210 °C [peak 230°C] NW Ω xQ/YY [with EN dimensions].
Notice	ATTENTION: Use only suitable fittings [clamp fittings according to EN 14423:2016]. ATTENTION: Superheated steam shortens considerably the service life of the hose! ATTENTION: Please refer to our saturated steam table.

TECHNICAL DETAILS

Article number	Internal-Ø		Wall width	External-Ø	Work. pressure [max.]		Number of inserts	Bending radius [min.]	Weight approx.	Coil length [max.]
	mm	inch	mm	mm	Satur. steam [bar]	Hot water [bar]		mm	kg/m	m
68707 1360	13,0	1/2	6,0	25,0	18	55	2	65	0,55	40
68707 1366	13,0	1/2	6,0	25,0	18	55	2	65	0,55	60
68707 1660	16,0	5/8	6,0	28,0*	18	55	2	75	0,60	40
68707 1960	19,0	3/4	6,0	31,0*	18	55	2	90	0,70	40
68707 1970	19,0	3/4	7,0	33,0	18	55	2	90	0,85	40
68707 1976	19,0	3/4	7,0	33,0	18	55	2	90	0,85	60
48707 2575	25,0	1	7,5	40,0	18	55	2	145	1,10	40
48707 3280	32,0	1 1/4	8,0	48,0	18	55	2	200	1,55	40
48707 3880	38,0	1 1/2	8,0	54,0	18	55	2	240	1,80	40
48707 5090	50,0		9,0	68,0	18	55	2	340	2,65	40
48707 5190	50,8	2	9,0	68,8	18	55	2	340	2,65	40

Vacuum resistance up to ID 32: - 0.8 bar; up to ID 50: -0.4 bar * No EN ISO 6134:2017 dimension

DHH

Hot water - EPDM - 10 bar - D



SPECIFICATIONS

Application	A flexible hose for conveying hot water for many applications in industry. Suitable for transporting anti-freezing agents in cars, tractors and trucks.
Temperature range	-45°C / +120°C. max. +100°C fluid temperature in closed systems.
Safety factor	5 : 1
Tube	EPDM, black, smooth.
Reinforcement	Textile wrapped.
Cover	EPDM, black, resistant to ozone and weather, cloth impression.
Marking	embossed tape: "SEMPERIT (S) DHH HOT WATER WP 10 BAR / +100°C (conditionally +120°C) MADE IN EU".
Notice	<p>ATTENTION: Hot water hose is not suitable for steam applications, (for steam use we recommend DS1 ultra, DS2, DS3).</p> <p>ATTENTION: As temperature increases or decreases, burst pressure, safe working pressure, coupling retention properties and other safety characteristics of the hose can significantly decrease in closed systems/applications. Failure to consider how temperature and other conditions affect hose performance may cause property damage, serious bodily injury or death. The hose must not be used in constantly pressurized closed systems at temperatures >100°C.</p> <p>ATTENTION: The temperature of the medium must be lower than its boiling point.</p>

TECHNICAL DETAILS

Article number	Internal-Ø		Wall width	External-Ø	Work. pressure [max.]	Number of inserts	Bending radius [min.]	Weight approx.	Coil length [max.]
	mm	inch	mm	mm	bar		mm	kg/m	m
48444 1350	13.0	1/2	5.0	23.0	10	2	50	0.35	40
48444 1650	16.0	5/8	5.0	26.0	10	2	80	0.40	40
48444 1945	19.0	3/4	4.5	28.0	10	2	110	0.45	40
48444 1950	19.0	3/4	5.0	29.0	10	2	100	0.50	40
48444 2550	25.0	1	5.0	35.0	10	2	125	0.60	40
48444 2555	25.0	1	5.5	36.0	10	2	125	0.65	40
48444 3260	32.0	1 1/4	6.0	44.0	10	2	150	0.80	40
48444 3860	38.0	1 1/2	6.0	50.0	10	2	190	1.05	40
48444 5175	51.0	2	7.5	66.0	10	2	223	1.20	40
48444 6375	63.5	2 1/2	7.5	78.5	10	4	270	1.95	40
64444 7680	76.0	3	8.0	92.0	10	4	310	2.50	40
64444 1010	102.0	4	10.0	122.0	10	4	370	4.30	40

DS2-black

Steam wire - EPDM - 18/55 bar - D - black



SPECIFICATIONS

Application	Suitable for conveying saturated steam and hot water.
Standard/Approval	According BS 5342:1985 2A.
Temperature range	-35°C / +210°C [saturated steam], +95°C [hot water].
Safety factor	Steam 10 : 1, Hot water 3,15 : 1
Tube	EPDM, black, electrically conductive, smooth.
Reinforcement	Steel braided.
Cover	EPDM, black, resistant to ozone and weather, cloth impression.
Marking	continuous embossed tape: "SEMPERIT [S] DS2 STEAM HOSE BS 5342:2A ID MM/YY 18 bar/210°C 250psi/410°F DRAIN AFTER USE MADE IN EU //".
Notice	ATTENTION: Superheated steam [e.g. 18bar, 232°C] shortens considerably the service life of the hose! ATTENTION: Please refer to the saturated steam table. Other lengths [up to 60m] for ID up to 25mm available on request.

TECHNICAL DETAILS

Article number	Internal-Ø		Wall width mm	External-Ø mm	Work. pressure [max.]		Number of inserts	Bending radius [min.] mm	Weight approx. kg/m	Coil length [max.] m
	mm	inch			Satur. steam [bar]	Hot water [bar]				
68700 1355	13,5	1/2	5,5	24,5	18	55	1	80	0,50	40
68700 1960	19,0	3/4	6,0	31,0	18	55	1	110	0,65	40
68700 2565	25,0	1	6,5	38,0	18	55	2	170	1,00	40
48700 3270	32,0	1 1/4	7,0	46,0	18	55	2	150	1,30	40
48700 3875	38,0	1 1/2	7,5	53,0	18	55	2	200	1,55	40
48700 5180	50,8	2	8,0	67,0	18	55	2	300	2,15	40
48700 7685	76,2	3	8,5	93,0	18	55	2	450	3,40	40

* DN 13,5 and DN 76,2 are no BS 5342:1985 2A dimensions

DS2-red

Steam wire - EPDM - 18/55 bar - D - red



SPECIFICATIONS

Application	Suitable for conveying saturated steam and hot water.
Standard/Approval	According BS 5342:1985 2A.
Temperature range	-35°C / +210°C [saturated steam], +95°C [hot water].
Safety factor	Steam 10 : 1, Hot water 3,15 : 1
Tube	EPDM, black, electrically conductive, smooth.
Reinforcement	Steel braided.
Cover	EPDM, red, resistant to ozone and weather, cloth impression.
Marking	continuous embossed tape: "SEMPERIT [S] DS2 STEAM HOSE BS 5342:2A ID MM/YY 18 bar/210°C 250psi/410°F DRAIN AFTER USE MADE IN EU //////////////".
Notice	ATTENTION: Superheated steam (e.g. 18bar, 232°C) shortens considerably the service life of the hose! ATTENTION: Please refer to the saturated steam table. Other lengths (up to 60m) for ID up to 25mm available on request.

TECHNICAL DETAILS

Article number	Internal-Ø		Wall width	External-Ø	Work. pressure [max.]		Number of inserts	Bending radius [min.]	Weight approx.	Coil length [max.]
	mm	inch	mm	mm	Satur. steam [bar]	Hot water [bar]		mm	kg/m	
68704 1355	13,5	1/2	5,5	24,5	18	55	1	80	0,50	40
68704 1960	19,0	3/4	6,0	31,0	18	55	1	110	0,65	40
68704 2565	25,0	1	6,5	38,0	18	55	2	170	1,00	40
48704 3270	32,0	1 1/4	7,0	46,0	18	55	2	150	1,30	40
48704 3875	38,0	1 1/2	7,5	53,0	18	55	2	200	1,60	40
48704 5180	50,8	2	8,0	67,0	18	55	2	300	2,15	40
48704 7685	76,2	3	8,5	93,0	18	55	2	450	3,40	40

* DN 13,5 and DN 76,2 are no BS 5342:1985 2A dimensions

6

FIRE FIGHTING

INP-UPE-WRAP

Fire Fighting Hose - 40 bar - EN 1947 type C, class 3



SPECIFICATIONS

Application	High quality fire fighting hose used for fire engines.
Feature	The special coating of the cover provides a very low friction coefficient for easy handling during usage as well as dirt resistance and easy cleaning.
Standard/Approval	EN 1947:2014, category II, type C, class 3.
Temperature range	-35°C / +80°C.
Safety factor	3 : 1
Tube	EPDM, black, smooth.
Reinforcement	Textile braided.
Cover	UPE, black, highly abrasion and weather resistant, cloth impression.
Marking	continuous embossed tape: "SEMPERIT [S] INP UPE EN 1947:2014 - II - C - 3 - ID - PN MPa [bar] - XQ/YYYY".

TECHNICAL DETAILS

Article number	Internal-Ø		Wall width	External-Ø	Work. pressure [max.]	Number of inserts	Bending radius [min.]	Weight approx.	Coil length [max.]
	mm	inch	mm	mm	bar		mm	kg/m	m
68478 1966	19,0	3/4	6,5	32,0	40	2	120	0,61	60
68478 2566	25,0	1	6,0	37,0	40	2	130	0,84	60

IWF

Fire Fighting Hose - 22 bar - EN 3-7



SPECIFICATIONS

Application	Flexible hose used for fire extinguishers. Suitable for transporting water and fire extinguishing substances.
Standard/Approval	EN 3-7:2007.
Temperature range	-40°C / +100°C, flow medium up to +50°C.
Safety factor	3 : 1
Tube	EPDM, black, smooth.
Reinforcement	Textile spiral.
Cover	EPDM, black, resistant to ozone and weather, smooth.
Marking	none.

TECHNICAL DETAILS

Article number	Internal-Ø		Wall width	External-Ø	Work. pressure [max.]	Number of inserts	Bending radius [min.]	Weight approx.	Coil length [max.]
	mm	inch	mm	mm	bar		mm		
68901 1230	12,0	1/2	3,0	18,0	22	2	70	0,21	50
68901 1340	13,0	1/2	4,0	21,0	22	2	75	0,29	50
68901 1650	16,0	5/8	5,0	26,0	22	2	95	0,47	50

IWFS

Fire Fighting Hose - 12 bar - EN 694 Typ A1



SPECIFICATIONS

Application	High quality service water hose for reel mounted fire fighting equipment [e.g. airports, buildings and industrial installations, indoors].
Feature	Short term temperature resistant up to +200°C acc. to EN694:2014 Type A1.
Standard/Approval	EN 694:2014 Type A1.
Temperature range	-20°C / +60°C.
Safety factor	3,5 : 1
Tube	EPDM, black, smooth.
Reinforcement	Textile spiral.
Cover	EPDM, black, resistant to ozone and weather, smooth.
Marking	continuous inkjet, white letters: "SEMPERIT (S) IWFS - EN 694:2014 [CSN EN 694:2018] - A - 1 - ID - 1,2[12] - XQ/20YY".

TECHNICAL DETAILS

Article number	Internal-Ø		Wall width	External-Ø	Work. pressure [max.]	Number of inserts	Bending radius [min.]	Weight approx.	Coil length [max.]
	mm	inch	mm	mm	bar		mm	kg/m	m
68023 1940	19,0	3/4	4,0	27,0	12	2	114	0,42	50
68023 2545	25,0	1	4,5	34,0	12	2	150	0,60	50

7

**OIL / FUEL HOSES –
TRANSPORT AND
DELIVERY, MOBILE TANKS**

TMR4

Oil - S&D - SAE R4



SPECIFICATIONS

Application	Suitable for use as an oil return hose according to SAE 100/R4.
Standard/Approval	SAE J517 Type: SAE 100/R4: 2017.
Temperature range	-40°C / +100°C.
Safety factor	4 : 1
Tube	NBR, black, antistatic, smooth.
Reinforcement	Textile wrapped, zinc plated double steel wire helix (DN > 50,0 zinc plated steel wire helix).
Cover	SBR/EPDM, black, resistant to ozone and weather, abrasion resistant, limited resistant to oil, cloth impression.
Marking	continuous embossed tape: "SEMPERIT [S] TMR4 Öl/Oil SD SAE 100/R4-ID MAX. W.P. MPa bar XQ/YY".
Notice	Hose is only suitable for oils according to SAE 100/R4. ATTENTION: It is vital to be aware of the different working pressures.

TECHNICAL DETAILS

Article number	Internal-Ø		Wall width	External-Ø	Work. pressure [max.]	Number of inserts	Bending radius [min.]	Weight approx.	Coil length [max.]
	mm	inch							
48815 1950	19,0	3/4	5,0	29,0	21	2	70	0,60	40
48815 2550	25,4	1	5,0	35,4	17	2	90	0,70	40
48815 3250	31,8	1 1/4	5,0	41,8	14	2	125	0,90	40
48815 3855	38,1	1 1/2	5,5	49,0	10,5	2	150	1,10	40
48815 5155	51,0	2	5,5	62,0	7	2	200	1,35	40
48815 6365	63,5	2 1/2	6,5	76,5	5	2	250	1,90	40
48815 7665	76,2	3	6,5	89,2	5	2	300	2,50	40
64815 1070	102,0	4	7,0	116,0	5	2	410	3,80	40

Vacuum resistance up to -0.9 bar

TMR4 Ultra Flex

Oil - S&D - SAE R4



SPECIFICATIONS

Application	TMR4 ultra flex, the very flexible oil return hose in accordance with SAE J517 100 R4. TMR4 ultra flex has a reduced bending radius (max. 2 x ID) at smaller bending force.
Standard/Approval	SAE J517 Type: SAE 100/R4: 2017.
Temperature range	-40°C / +100°C.
Safety factor	4 : 1
Tube	NBR, black, antistatic, smooth.
Reinforcement	Textile wrapped, zinc plated double steel wire helix (DN > 50,0 zinc plated steel wire helix).
Cover	SBR/EPDM, black, resistant to ozone and weather, abrasion resistant, limited resistant to oil, cloth impression.
Marking	continuous embossed tape: "SEMPERIT [S] TMR4 ULTRA FLEX Ö/Oil SD SAE 100/R4-ID MAX. W.P. MPa bar XQ/YY".
Notice	Hose is only suitable for oils according to SAE 100/R4. ATTENTION: It is vital to be aware of the different working pressures. MSHA cover is possible on request.

TECHNICAL DETAILS

Article number	Internal-Ø		Wall width	External-Ø	Work. pressure (max.)	Number of inserts	Bending radius (min.)	Weight approx.	Coil length (max.)
	mm	inch	mm	mm	bar		mm	kg/m	m
48875 1950	19.0	3/4	5.0	29.0	21	2	35	0.60	40
48875 2550	25.4	1	5.0	35.4	17	2	45	0.70	40
48875 3250	31.8	1 1/4	5.0	41.8	14	2	55	0.90	40
48875 3855	38.1	1 1/2	5.5	49.0	10.5	2	75	1.10	40
48875 5155	51.0	2	5.5	62.0	7	2	100	1.35	40
64875 6365	63.5	2 1/2	6.5	76.5	5	2	125	1.90	40
64875 7665	76.2	3	6.5	89.2	5	2	150	2.50	40
64875 1070	102.0	4	7.0	116.0	5	2	200	3.80	40

Vacuum resistance up to -0.9 bar

TM30

Fuel/Oil - 10 bar - S&D



SPECIFICATIONS

Application	Suction and delivery hose for filling and discharging tanks, petrol tankers and ships with unleaded fuels [EN228:2017] with an aromatic content of components 50% max. Suitable for industrial oils, diesel oils [EN 590:2017], fuel oils [DIN 51 603 parts 1 - 5] and mineral oil-based hydraulic oils.
Temperature range	-40°C / +90°C, oils +100°C.
Safety factor	3 : 1
Tube	NBR, black, electrically conductive, smooth.
Reinforcement	Textile wrapped, zinc plated double steel wire helix (DN > 50,0 zinc plated steel wire helix), 2 crossed copper wires.
Cover	SBR/EPDM, black, resistant to ozone and weather, abrasion resistant, resistant to oil [according SAE J517:2017], cloth impression.
Marking	continuous mylartape, yellow letters: "SEMPERIT (S) TM30 PETROLEUM / OIL S&D WP 10 BAR Made in Europe".
Notice	On request available up to 61m lengths.

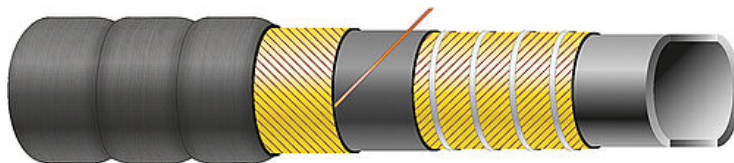
TECHNICAL DETAILS

Article number	Internal-Ø		Wall width	External-Ø	Work. pressure [max.]	Number of inserts	Bending radius [min.]	Weight approx.	Coil length [max.]
	mm	inch	mm	mm	bar		mm	kg/m	m
64816 1350	13,0	1/2	5,0	23,0	10	2	35	0,35	40
64816 1650	16,0	3/8	5,0	26,0	10	2	40	0,50	40
64816 1950	19,0	3/4	5,0	29,0	10	2	45	0,60	40
64816 2550	25,0	1	5,0	35,0	10	2	55	0,70	40
64816 3050	30,0		5,0	40,0	10	2	60	0,80	40
64816 3250	32,0	1 1/4	5,0	42,0	10	2	65	0,90	40
64816 3550	35,0		5,0	45,0	10	2	75	1,00	40
64816 3850	38,0	1 1/2	5,0	48,0	10	2	80	1,10	40
64816 4050	40,0		5,0	50,0	10	2	100	1,15	40
64816 4555	45,0		5,5	56,0	10	2	120	1,25	40
64816 5155	50,8	2	5,5	61,8	10	2	130	1,30	40
64816 6055	60,0		5,5	71,0	10	2	150	1,80	40
64816 6360	63,5	2 1/2	6,0	75,5	10	2	180	2,00	40
64816 7060	70,0		6,0	82,0	10	2	330	2,40	40
64816 7660	76,2	3	6,0	88,2	10	2	350	2,55	40
64816 9060	90,0		6,0	102,0	10	2	380	3,05	40
64816 1070	101,6	4	7,0	115,4	10	2	400	3,90	40
64816 0585	127,0	5	8,5	144,0	10	2	600	5,00	40
64816 0690	152,4	6	9,0	170,4	10	2	800	7,60	40

Vacuum resistance up to -0.9 bar

TM30-flat-corrugated

Fuel/Oil - 10 bar - S&D - flat corrugated



SPECIFICATIONS

Application	Suction and delivery hose with corrugated cover for filling and discharging tanks, petrol tankers and ships with unleaded fuels [EN228:2017] with an aromatic content of components 50% max. Suitable for industrial oils, diesel oils [EN 590:2017], fuel oils [DIN 51 603 parts 1 - 5] and mineral oil-based hydraulic oils.
Feature	Very flexible but still robust, due to flat corrugated cover.
Temperature range	-40°C / +90°C, oils +100°C.
Safety factor	3 : 1
Tube	NBR, black, electrically conductive, smooth.
Reinforcement	Textile wrapped, zinc plated steel wire helix, 2 crossed copper wires.
Cover	SBR/EPDM, black, resistant to ozone and weather, abrasion resistant, resistant to oil [according SAE J517:2017], flat corrugated with cloth impression.
Marking	continuous mylartape, yellow letters: "SEMPERIT [S] TM30 PETROLEUM / OIL S&D WP 10 BAR Made in Europe".
Notice	On request: - corrugated or square corrugated cover.


TECHNICAL DETAILS

Article number	Internal-Ø		Wall width	External-Ø	Work. pressure [max.]	Number of inserts	Bending radius [min.]	Weight approx.	Coil length [max.]
	mm	inch	mm	mm	bar		mm	kg/m	m
64851 1950	19,0	3/4	5,0	29,0	10	2	45	0,60	40
64851 2550	25,0		5,0	35,0	10	2	55	0,70	40
64851 3050	30,0		5,0	40,0	10	2	60	0,80	40
64851 3250	32,0	1 1/4	5,0	42,0	10	2	65	0,90	40
64851 3550	35,0		5,0	45,0	10	2	75	1,00	40
64851 3850	38,0	1 1/2	5,0	48,0	10	2	80	1,10	40
64851 4050	40,0		5,0	50,0	10	2	100	1,15	40
64851 5155	50,8	2	5,5	61,8	10	2	130	1,30	40
64851 6055	60,0		5,5	71,0	10	2	150	1,80	40
64851 6360	63,5	2 1/2	6,0	75,5	10	2	150	2,00	40
64851 7060	70,0		6,0	82,0	10	2	210	2,40	40
64851 7660	76,2	3	6,0	88,2	10	2	220	2,55	40
64851 0270	101,6	4	7,0	115,4	10	2	330	3,90	40
64851 0585	127,0	5	8,5	144,0	10	2	420	5,00	40
64851 0690	152,4	6	9,0	170,4	10	2	650	7,60	40

Vacuum resistance up to -0.9 bar

TM1-TANKMEISTER®

Fuel/Oil - 16 bar - S&D - EN1761



SPECIFICATIONS

Application	Compact suction and delivery hose for filling and discharging tanks, petrol tankers and ships with unleaded fuels [EN228:2017] with oxygen content limited according to EEC 85/536 and with an aromatic content of components 50% max. Suitable for industrial oils, diesel oils [EN 590:2017], fuel oils [DIN 51 603 parts 1 - 5] and mineral-oil based hydraulic oils. Also suitable for applications according to EN 12115 in the petrochemicals industry.
Feature	This hose has been tested according to the technical regulations for combustible liquids [TRbF] 131/2:1992.
Standard/Approval	EN 1761:1999, EN 12115:2021.
Temperature range	-30°C / +90°C.
Safety factor	4 : 1
Tube	NBR, black, electrically conductive, smooth.
Reinforcement	Textile braided [DN > 75 wrapped], zinc plated steel wire helix, 2 crossed copper wires.
Cover	CR, black, resistant to ozone and weather, abrasion resistant, resistant to oil, electrically conductive, cloth impression.
Marking	continuous mylartape, yellow letters: "SEMPERIT [S] TM 1-TANKMEISTER® Mineralöl / Oil S&D WP 16 bar R<10 ⁶ OHM MADE IN EU/////", as well as continuous embossed tape "SEMPERIT [S] TM1 EN 1761:1999 EN 12115:2021 TRbF 131/2 NBR1 SD NW.. PN 16 bar Ω/T xQYY".
Notice	To ensure the assembly is leakproof, it must be tested according to EN 12115:2021.

TECHNICAL DETAILS

Article number	Internal-Ø		Wall width	External-Ø	Work. pressure [max.]	Number of inserts	Bending radius [min.]	Weight approx.	Coil length [max.]
	mm	inch	mm	mm	bar		mm	kg/m	m
48120 1960	19,0	3/4	6,0	31,0	16	2	120	0,80	40
48120 2560	25,0	1	6,0	37,0	16	2	150	0,95	40
48120 3260	32,0	1 1/4	6,0	44,0	16	2	175	1,10	40
48120 3865	38,0	1 1/2	6,5	51,0	16	2	225	1,40	40
48120 5070	50,0		8,0	66,0	16	2	275	2,15	40
48120 6380	63,5	2 1/2	8,0	79,5	16	2	300	2,85	40
48120 7575	75,0		8,0	91,0	16	2	350	3,35	40
64120 8075	80,0		8,0	96,0	16	4	380	3,50	40
64120 0080	100,0		8,0	116,0	16	4	450	4,90	40

Vacuum resistance up to -0.9 bar

TU10

Mineral oil - 10 bar



SPECIFICATIONS


Application	The TU10 hose quality is known as a very well established multipurpose hose which can be used in various applications as for example in industry, construction, agriculture or vehicle repair shops.
Feature	Our TU10 product can be used for E5 (EN 228:2017) and E10 as well for B7 (EN 590:2017) and B20 with a maximum aromatic content of 50%. For the usage with B100 (pure biodiesel / 100% FAME/RME) as well as E85 and E100 a sufficient suitability needs to be checked under real working conditions prior usage.
Temperature range	-40°C / +100°C.
Safety factor	4 : 1
Tube	NBR, black, electrically conductive, smooth.
Reinforcement	Textile spiral.
Cover	NBR/EPDM, black, resistant to ozone and weather, abrasion resistant, resistant to oil, electrically conductive, smooth.
Marking	continuous inkjet, white letters: "SEMPERIT (S) TU 10 Öl/Luft Oil/Air PN 10 bar Conductive R < 10 ⁶ Ohm/m MADE IN EU // // // // //".
Notice	The usage of our product is only allowed for land and sea applications. ATTENTION: For last valid information regarding oil & fuel suitability please always refer to the Semperit oil & fuel suitability matrix or, in case of doubt, contact Semperit. ATTENTION: Not to be used as a petrol pump hose. ATTENTION: Not suitable for the usage as fuel line hose of vehicles and in engine compartments. ATTENTION: Not suitable for supply of any engine-driven vehicles.

TECHNICAL DETAILS

Article number	Internal-Ø		Wall width	External-Ø	Work. pressure (max.)	Number of inserts	Bending radius (min.)	Weight approx.	Coil length (max.)
	mm	inch	mm	mm	bar		mm	kg/m	m
68173 0535	5.0	3/16	3.5	12.0	10	2	40	0.10	100
68173 0639	6.0	1/4	3.0	12.0	10	2	45	0.15	100
68173 0839	8.0	5/16	3.0	14.0	10	2	55	0.12	100
68173 1035	10.0	3/8	3.5	17.0	10	2	60	0.17	50
68173 1335	13.0	1/2	3.5	20.0	10	2	80	0.24	50
68173 1640	16.0	5/8	4.0	24.0	10	2	100	0.33	50
68173 1945	19.0	3/4	4.5	28.0	10	2	120	0.43	50
68173 2245	22.0		4.5	31.0	10	2	132	0.50	50
68173 2550	25.0	1	5.0	35.0	10	2	150	0.62	50

TU20

Mineral oil - 20 bar



SPECIFICATIONS

Application	The TU20 hose quality is known as a very well established multipurpose hose which can be used in various applications as for example in industry, construction, agriculture or vehicle repair shops
Feature	Our TU20 product can be used for E5 (EN 228:2017) and E10 as well for B7 (EN 590:2017) and B20 with a maximum aromatic content of 50%. For the usage with B100 (pure biodiesel / 100% FAME/RME) as well as E85 and E100 a sufficient suitability needs to be checked under real working conditions prior usage.
Standard/Approval	BS 2050:1978. BS ISO 2878:2017.
Temperature range	-40°C / +100°C.
Safety factor	3 : 1
Tube	NBR, black, electrically conductive, smooth.
Reinforcement	Textile spiral.
Cover	NBR/EPDM, black, resistant to ozone and weather, abrasion resistant, resistant to oil, electrically conductive, smooth.
Marking	continuous inkjet, white letters: "SEMPERIT (S) TU 20 NBR Öl/Luft Oil/Air PN 20 bar Conductive R < 10 ⁶ Ohm/m".
Notice	The usage of our product is only allowed for land and sea applications. ATTENTION: For last valid information regarding oil & fuel suitability please always refer to the Semperit oil & fuel suitability matrix or, in case of doubt, contact Semperit. ATTENTION: Not to be used as a petrol pump hose. ATTENTION: Not suitable for the usage as fuel line hose of vehicles and in engine compartments. ATTENTION: Not suitable for supply of any engine-driven vehicles

TECHNICAL DETAILS

Article number	Internal-Ø		Wall width	External-Ø	Work. pressure (max.)	Number of inserts	Bending radius (min.)	Weight approx.	Coil length (max.)
	mm	inch	mm	mm	bar		mm	kg/m	m
68179 0649	6.0	1/4	4.0	14.0	20	2	40	0.16	100
68179 0849	8.0	5/16	4.0	16.0	20	2	50	0.20	100
68179 1040	10.0	3/8	4.0	18.0	20	2	60	0.22	50
68179 1340	13.0	1/2	4.0	21.0	20	2	80	0.28	50
68179 1645	16.0	5/8	4.5	25.0	20	2	100	0.38	50
68179 1950	19.0	3/4	5.0	29.0	20	2	120	0.50	50
68179 2555	25.0	1	5.5	36.0	20	2	150	0.69	50

TUC20

Mineral oil - 20 bar



SPECIFICATIONS

Application	The TUC20 hose quality is our commodity multipurpose hose which can be used in various standard applications as for example in industry, construction, agriculture or vehicle repair shops.
Feature	Our TUC20 product can be used for B7 [EN 590:2017] and B20 with a maximum aromatic content of 40%. It's not recommended to use our TUC20 hose for B100 (pure biodiesel / 100%FAME/RME) as well as E5 [EN 228:2017], E10, E85 and E100 as the material properties might be affected during usage.
Temperature range	-40°C / +100°C.
Safety factor	3 : 1
Tube	PVC-free quality rubber, black, resistant to oil, electrically conductive, smooth.
Reinforcement	Textile spiral.
Cover	PVC-free quality rubber, black, resistant to ozone and weather, abrasion resistant, resistant to oil, electrically conductive, smooth.
Marking	continuous inkjet, white letters: "SEMPERIT [S] TUC 20 Öl/Luft Oil/Air PN 20 bar Conductive Made in EU //////////////".
Notice	The usage of our product is only allowed for land and sea applications. ATTENTION: For last valid information regarding oil & fuel suitability please always refer to the Semperit oil & fuel suitability matrix or, in case of doubt, contact Semperit. ATTENTION: Not to be used as a petrol pump hose. ATTENTION: Not suitable for the usage as fuel line hose of vehicles and in engine compartments. ATTENTION: Not suitable for supply of any engine-driven vehicles.

TECHNICAL DETAILS

Article number	Internal-Ø		Wall width	External-Ø	Work. pressure [max.]	Number of inserts	Bending radius [min.]	Weight approx.	Coil length [max.]
	mm	inch	mm	mm	bar		mm	kg/m	m
68112 0630	6,0	1/4	3,0	12,0	20	2	30	0,14	50
68112 0830	8,0	5/16	3,0	14,0	20	2	40	0,17	50
68112 0835	8,0	5/16	3,5	15,0	20	2	40	0,20	50
68112 1035	10,0	3/8	3,5	17,0	20	2	50	0,23	50
68112 1335	13,0	1/2	3,5	20,0	20	2	65	0,29	50
68112 1640	16,0	5/8	4,0	24,0	20	2	80	0,40	50
68112 1940	19,0	3/4	4,0	27,0	20	2	95	0,47	50
68112 1945	19,0	3/4	4,5	28,0	20	2	95	0,53	50
68112 2550	25,0	1	5,0	35,0	20	2	125	0,63	50
68112 3250	32,0	1 1/4	5,0	42,0	20	2	160	0,88	50

8

VEHICLE

FUB

Fuel/Oil - 12 bar - SAE J30R2 & SAE J30R6



SPECIFICATIONS

Application	Our high quality oil/fuel hose FUB is suitable for the delivery of unleaded fuels [EN 228:2017] and diesel oils [EN 590:2017] installed in vehicles by land and sea. Suitable for the usage in engine compartments of engine-driven vehicles.
Feature	Our FUB product can be used for E5 [EN 228:2017], E10, E85 and E100 as well for B7 [EN 590:2017], B20 and B100 [pure biodiesel / 100% FAME/RME] with a maximum aromatic content of 60%. The used liner fulfills RMA class A.
Standard/Approval	SAE J30R2 and SAE J30R6.
Temperature range	-40°C / +100°C, ambient temperature +120°C.
Safety factor	4 : 1
Tube	NBR, black, resistant to oil, electrically conductive, smooth.
Reinforcement	Textile spiral.
Cover	Quality performance rubber, black, resistant to ozone and weather, resistant to oil, electrically conductive, smooth.
Marking	continuous inkjet, white letters: "SEMPERIT (S) FUB KRAFTSTOFF/FUEL ID PN 12 BAR SAE J30R2 / SAE J30R6 MADE IN EU // // // //".
Notice	The usage of our product is only allowed for land and sea applications. ATTENTION: For last valid information regarding oil & fuel suitability please always refer to the Semperit oil & fuel suitability matrix or, in case of doubt, contact Semperit. ATTENTION: Not to be used as a petrol pump hose.

TECHNICAL DETAILS

Article number	Internal-Ø		Wall width	External-Ø	Work. pressure (max.)	Number of inserts	Bending radius (min.)	Weight approx.	Coil length (max.)
	mm	inch	mm	mm	bar		mm	kg/m	m
68030 0330	3.2	1/8	3.0	9.2*	12	2	20	0.08	50
68030 0430	4.0		3.0	10.0	12	2	25	0.08	50
68030 0431	4.5		3.0	10.5	12	2	27	0.10	50
68030 0530	5.0	3/16	3.0	11.0	12	2	30	0.11	50
68030 0531	5.5		3.0	11.5	12	2	33	0.11	50
68030 0630	6.0		3.0	12.0	12	2	35	0.10	50
68030 0631	6.3	1/4	3.0	12.3	12	2	40	0.10	50
68030 0730	7.0		3.0	13.0	12	2	42	0.12	50
68030 0731	7.5		3.0	13.5	12	2	45	0.13	50
68030 0830	8.0	5/16	3.0	14.0	12	2	50	0.13	50
68030 0930	9.0		3.0	15.0	12	2	55	0.14	50
68030 0931	9.5	3/8	3.0	15.5	12	2	60	0.15	50
68030 1030	10.0		3.0	16.0	12	2	60	0.16	50
68030 1235	12.0		3.5	19.0	12	2	70	0.21	50

* no SAE J30R6 dimension

FBD

Air Brake - 10 bar - DIN 74310



SPECIFICATIONS

Application	Brake hose for vehicle air brake systems and other pneumatic systems in vehicles and trailers.
Standard/Approval	DIN 74310:1993.
Temperature range	-40°C / +70°C.
Safety factor	5 : 1 [exceeds DIN 74310:1993]
Tube	EPDM, black, smooth.
Reinforcement	Textile spiral.
Cover	EPDM, black, resistant to ozone and weather, abrasion resistant, smooth.
Marking	continuous inkjet, white letters: "SEMPERIT (S) FBD Bremsschlauch/Air-Brake DIN 74310 - ID - PN 10 bar WW YY MADE IN EU //////////////".
Notice	100% pressure tested. Complete inside diameter checked using a ball test.

TECHNICAL DETAILS

Article number	Internal-Ø		Wall width		External-Ø		Work. pressure [max.]	Number of inserts	Bending radius [min.]	Weight approx.	Coil length [max.]
	mm	inch	mm	mm	mm	bar					
68430 0935	9.0		3.5	16.0	10	2	65	0.20	50		
68430 1135	11.0	7/16	3.5	18.0	10	2	70	0.22	50		
68430 1360	13.0	1/2	6.0	25.0	10	2	80	0.48	50		

FBS

Air Brake - 14 bar - SAE J1402



SPECIFICATIONS

Application	A flexible hose for feed and control lines in air brake systems of cars and for the transport of air and water in industry.
Standard/Approval	SAE J1402:2017, Type A.
Temperature range	-40°C / +100°C.
Safety factor	4,5 : 1
Tube	NBR/BR, black, limited resistant to oil, smooth.
Reinforcement	Textile spiral.
Cover	NBR/EPDM, black, smooth.
Marking	continuous inkjet, white letters: "SEMPERIT [S] FBS Bremsschlauch/Air-Brake SAE J 1402 ID PN 14 bar MADE IN EU //////////////".

TECHNICAL DETAILS

Article number	Internal-Ø		Wall width	External-Ø	Work. pressure [max.]	Number of inserts	Bending radius [min.]	Weight approx.	Coil length [max.]
	mm	inch	mm	mm	bar				
68431 0948	9.5	3/8	4.8	19.1	14	2	89	0.33	50
68431 1048	10.0		4.8	19.6	14	2	89	0.34	50
68431 1148	11.0	7/16	4.8	20.6	14	2	102	0.36	50
68431 1248	12.5	1/2	4.8	22.1	14	2	102	0.40	50
68431 1448 *	14.0		4.8	23.6	14	2	114	0.43	50
68431 1548 *	14.5		4.8	24.1	14	2	114	0.44	50

* no SAE J1402 dimension

FKD-R

Cooling - EPDM - 6 bar



SPECIFICATIONS

Application	Cooling hose for combustion engines.
Feature	Good resistance to ageing under the influence of hot water, hot air and anti-freezing agents. Ozone resistant.
Temperature range	-40°C / +120°C.
Safety factor	2,5 : 1
Tube	EPDM, black, smooth.
Reinforcement	Textile spiral.
Cover	EPDM, black, resistant to ozone and weather, smooth.
Marking	continuous inkjet, white letters: "SEMPERIT (S) FKD Kühlwasser/Cooling Water ID x WT >EPDM/PES/EPDM< XQ/YYYY -40°C / +120°C MADE IN EU // // // //".
Notice	ATTENTION: As temperature increases or decreases, burst pressure, safe working pressure, coupling retention properties and other safety characteristics of the hose can significantly decrease in closed systems/applications. Failure to consider how temperature and other conditions affect hose performance may cause property damage, serious bodily injury or death.

TECHNICAL DETAILS

Article number	Internal-Ø		Wall width	External-Ø	Work. pressure [max.]	Number of inserts	Bending radius [min.]	Weight approx.	Coil length [max.]
	mm	inch							
68201 1035	10.0	3/8	3.5	17.0	6	2	60	0.22	50
68201 1235	12.0		3.5	19.0	6	2	70	0.25	50
68201 1236	12.5	1/2	3.5	19.5	6	2	75	0.26	50
68201 1335	13.0		3.5	20.0	6	2	80	0.27	50
68201 1435	14.0	9/16	3.5	21.0	6	2	85	0.28	50
68201 1535	15.0		3.5	22.0	6	2	90	0.31	50
68201 1540	15.0		4.0	23.0	6	2	90	0.36	50
68201 1635	16.0	5/8	3.5	23.0	6	2	95	0.32	50
68201 1835	18.0		3.5	25.0	6	2	110	0.34	50
68201 1935	19.0	3/4	3.5	26.0	6	2	115	0.35	50
68201 2035	20.0		3.5	27.0	6	2	120	0.38	50
68201 2235	22.0	7/8	3.5	29.0	6	2	135	0.39	50
68201 2535	25.0	1	3.5	32.0	6	2	150	0.46	50
68201 3255	32.0	1 1/4	5.5	43.0	6	2	195	0.96	50

FPB R67/R110

Propan/Butan - 4,5 bar - D - R67/R110



SPECIFICATIONS

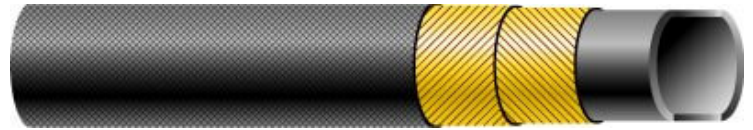
Application	Flexible hose suitable for low pressure delivery of LPG and CNG as part of the propulsion system in vehicles.
Feature	The FPB R67/R110 product can be used with LPG (Liquified Petroleum Gas) and CNG (Compressed Natural Gas).
Standard/Approval	ECE Regulation No. 67, class 2 ECE Regulation No. 110, class 2
Temperature range	-40°C / +125°C.
Safety factor	4 : 1
Tube	Synthetic rubber, black, isolating, resistant to LPG and CNG, smooth.
Reinforcement	Textile spiral.
Cover	Synthetic rubber, black, resistant to ozone and weather, isolating, smooth.
Marking	continuous inkjet, white letters: "SEMPERIT (S) FPB R67/R110 - ECE 67 L.P.G Class 2 - E8 67R - 0110197/ ECE 110 - CNG Class 2 - E8 110R - 0210198 "C" - ID mm - MM/YY MADE IN EU //".
Notice	<p>The usage of our product is only allowed for land and sea applications.</p> <p>ATTENTION: As temperature increases or decreases, burst pressure, safe working pressure, coupling retention properties and other safety characteristics of the hose can significantly decrease in closed systems/applications. Failure to consider how temperature and other conditions affect hose performance may cause property damage, serious bodily injury or death.</p> <p>ATTENTION: For last valid information regarding oil & fuel suitability please always refer to the Semperit oil & fuel suitability matrix or, in case of doubt, contact Semperit.</p> <p>ATTENTION: Not to be used as a petrol pump hose.</p>

TECHNICAL DETAILS

Article number	Internal-Ø		Wall width	External-Ø	Work. pressure (max.)	Number of inserts	Bending radius (min.)	Weight approx.	Coil length (max.)
	mm	inch	mm	mm	bar		mm	kg/m	m
68132 0430	4.0		3.0	10.0	4.5	2	25	0.09	50
68132 0530	5.0		3.0	11.0	4.5	2	30	0.10	50
68132 0630	6.0		3.0	12.0	4.5	2	40	0.11	50
68132 0635	6.0		3.5	13.0	4.5	2	40	0.14	50
68132 0835	8.0		3.5	15.0	4.5	2	50	0.17	50
68132 1035	10.0		3.5	17.0	4.5	2	60	0.20	50
68132 1135	11.0		3.5	18.0	4.5	2	65	0.22	50
68132 1235	12.0		3.5	19.0	4.5	2	70	0.23	50
68132 1340	13.0	1/2	4.0	21.0	4.5	2	80	0.29	50
68132 1440	14.0		4.0	22.0	4.5	2	85	0.31	50
68132 1640	16.0	5/8	4.0	24.0	4.5	2	100	0.34	50
68132 1735	17.0		3.5	24.0	4.5	2	105	0.31	50
68132 1940	19.0	3/4	4.0	27.0	4.5	2	115	0.40	50
68132 1945	19.0	3/4	4.5	28.0	4.5	2	120	0.46	50

FBU

Railbrake - 10 bar - D



SPECIFICATIONS

Application	A flexible hose connecting the braking system between railway carriages.
Feature	The hoses are manufactured either to UIC 830-1/V:1981 or according to the technical terms of delivery (TL) of the client railway companies. Fire resistant cover, according to DIN 5510-2: 2009.
Standard/Approval	UIC 830-1/V:1981. Diverse national railway norms (e.g. ÖBB, DB, etc.).
Temperature range	-40°C / +70°C.
Safety factor	7 : 1
Tube	NR/BR, black, smooth.
Reinforcement	Textile wrapped.
Cover	CR, black, resistant to ozone and weather, cloth impression.
Marking	continuous embossed tape according to UIC 830-1/V or the technical terms of delivery of the client railway companies.
Notice	The hose is supplied in coils or in cut lengths to client's requirements. The hose ends are honed for easy fitting, the surface of the cut is sealed (if required). As the operational safety of the trains depends on the perfect functioning of the hoses, raw materials, manufacturing and final checks are subject to strict controls in order to provide the high quality required for these Semperit brake hoses.

TECHNICAL DETAILS

Article number	Internal-Ø		Wall width	External-Ø	Work. pressure [max.]
	mm	inch	mm	mm	bar
4826y 4###	16.0	5/8			10
4826y 6###	22.0	7/8			10
4826y 8###	28.0				10
4826y 0###	35.0	13/8			10


y ... short-form – countries, ### ... piece length in mm

9

GAS

TWIN

Welding/Gas - 20 bar - red/blue - ISO 3821 (EN 559)



SPECIFICATIONS

Application

Blue hose – a flexible hose for transporting oxygen for welding and cutting, for arc welding using shielding gas and related processes.

Red hose – a flexible hose for transporting acetylene for welding and cutting, for arc welding using shielding gas and related processes. Also suitable for coal gas, carbon dioxide, argon, nitrogen for welding and cutting [not suitable for LPG, MPS and CNG].

Standard/Approval

ISO 3821:2019 (formerly EN 559:2003).

Temperature range

-30°C / +70°C.

Safety factor

3 : 1

Tube

EPDM, black, smooth.

Reinforcement

Textile spiral.

Cover

EPDM, blue and red, smooth.

Marking

continuous inkjet on blue hose, white letters: "SEMPERIT (S) TWIN ISO 3821 (EN 559) PN 2 MPa [20 bar] ID x OD / ID x OD -30°C YYYY MADE IN EU // // // //".

TECHNICAL DETAILS

Article number	Internal-Ø		Wall width		External-Ø mm	Work. pressure [max.] bar	Number of inserts	Bending radius (min.) mm	Weight approx. kg/m	Coil length [max.] m
	Oxygen [mm]	Acetylene [mm]	Oxygen [mm]	Acetylene [mm]						
68140 0404	4.0	4.0	3.5	3.5	11.0	20	2	40	0.23	40
68140 0505	5.0	5.0	3.0	3.0	11.0	20	2	40	0.27	40
68140 0606	6.3	6.3	3.0	3.0	12.3	20	2	40	0.31	40
68140 0608	6.3	8.0	4.0	3.0	14.0	20	2	40	0.37	40
68140 0609	6.3	9.0	4.5	3.0	15.0	20	2	45	0.45	40
68140 0808	8.0	8.0	3.0	3.0	14.0	20	2	40	0.37	40
68140 0909	9.0	9.0	3.0	3.0	15.0	20	2	45	0.40	40
68140 1010	10.0	10.0	3.0	3.0	16.0	20	2	50	0.43	40

GPBD

Propane/Butane - 10 bar - orange - EN 16436-1



SPECIFICATIONS

Application	A flexible hose for use with commercial propane and commercial butane and mixtures thereof in the vapour phase, for connection of appliances from pressurized gas container to a regulating device, pressurized gas container to an appliance, regulating device to an appliance and regulating device to installation pipework.
Standard/Approval	EN 16436-1:2018
Temperature range	-30°C / +70°C.
Safety factor	3 : 1
Tube	NBR, black, smooth.
Reinforcement	Textile spiral.
Cover	EPDM, orange, smooth.
Marking	continuous laser marking: "SEMPERIT [S] GPBD EN 16436-1:2018 - class X - ID - bar - Propane/Butane - PROD DATE: YYYY DVGW DG-4603BT0002 MADE IN EU // // // //".
Notice	ATTENTION: It is vital to be aware of the working pressure. Fluted cover available on request. GPBD does not apply for welding purposes [see EN ISO 3821, EN1327], propulsion purposes and LPG transfer purposes [see EN1762].

TECHNICAL DETAILS

Article number	Internal-Ø		Wall width	External-Ø	Work. pressure [max.]	Number of inserts	Bending radius [min.]	Weight approx.	Coil length [max.]
	mm	inch	mm	mm	bar		mm		
68060 0435	4.0		3.5	11.0	10	2	45	0.10	50
68060 0440	4.0		4.0	12.0	30	2	45	0.15	50
68060 0635	6.3	1/4	3.5	13.3	10	2	68	0.13	50
68060 0650	6.3	1/4	5.0	16.3	30	2	68	0.23	50
68060 0935	9.0		3.5	16.0	10	2	95	0.17	50
68060 1050	10.0		5.0	20.0	10	2	106	0.30	50

GWPB

Welding/Gas - 20 bar - orange - ISO 3821 [EN 559]



SPECIFICATIONS

Application	A flexible hose for transporting liquid gas (LPG), for CNG, methylacetylene and propandiene mixes (MPS). For welding and cutting.
Standard/Approval	ISO 3821:2019 (formerly EN 559:2003).
Temperature range	-30°C / +70°C.
Safety factor	3 : 1
Tube	NBR, black, smooth.
Reinforcement	Textile spiral.
Cover	EPDM, orange, smooth.
Marking	continuous inkjet, white letters: "SEMPERIT [S] GWPB ISO 3821 [EN 559] PN 2 MPa [20 bar] ID x OD -30°C YYYY MADE IN EU // // // //".
Notice	ATTENTION: Not to be used in engine-driven vehicles. If a hose is needed for engine-driven vehicles please contact Semperit for recommendation. BS 3212-2:1991 available on request.

TECHNICAL DETAILS

Article number	Internal-Ø		Wall width	External-Ø	Work. pressure (max.)	Number of inserts	Bending radius (min.)	Weight approx.	Coil length (max.)
	mm	inch							
68404 0435	4.0		3.5	11.0	20	2	40	0.12	50
68404 0535	5.0	3/16	3.5	12.0	20	2	40	0.13	50
68404 0630	6.3		3.0	12.3	20	2	40	0.11	50
68404 0635	6.3	1/4	3.5	13.3	20	2	40	0.14	50
68404 0830	8.0		3.0	14.0	20	2	40	0.13	50
68404 0835	8.0	5/16	3.5	15.0	20	2	40	0.18	50
68404 0930	9.0		3.0	15.0	20	2	45	0.15	50
68404 0935	9.0		3.5	16.0	20	2	45	0.20	50
68404 1035	10.0	3/8	3.5	17.0	20	2	50	0.21	50
68404 1250	12.5	1/2	5.0	22.5	20	2	65	0.36	50

10

FOOD

LM1-EPDM

Food - EPDM - 12 bar - D - red



SPECIFICATIONS

Application	LM1 EPDM the flexible discharge hose for use in breweries and the food and beverage industries. Suitable for use with alcohol (max. 40%) and soft drinks, fatty (max. 36%) and non-fatty foods.
Feature	We don't use for the tube compound of LM1 EPDM any PHTHALATES PAH we comply with requirements of EU 1907/2006 (REACH), Annex XVII Nr. 50
Standard/Approval	BfR XXI Kat. 2, FDA (CFR 21 § 177.2600), EG1935/2004. REACH regulation and REACH consumer goods annex XVII
Temperature range	-35°C / +95°C, steam cleaning without pressure up to 130°C / max. 30 min.
Safety factor	3,15 : 1
Tube	EPDM, white, food quality, smooth.
Reinforcement	Textile wrapped.
Cover	EPDM, red, resistant to ozone and weather, abrasion resistant, cloth impression.
Marking	continuous mylartape, white letters: "SEMPERIT (S) LM1-EPDM Lebensmittel BfR XXI Kat.2 BREWER/KELLERMEISTER D food quality FDA WP 12 BAR Made in EU".
Notice	Very high resistance to many aggressive cleaning agents. For the application of cleaning agents please see our separate information sheet. ATTENTION: Not suitable for dry conveyance.

TECHNICAL DETAILS

Article number	Internal-Ø		Wall width	External-Ø	Work. pressure (max.)	Number of inserts	Bending radius (min.)	Weight approx.	Coil length (max.)
	mm	inch	mm	mm	bar		mm	kg/m	m
48256 1350	13.0	1/2	5.0	23.0	12	2	50	0.40	40
48256 1950	19.0	3/4	5.0	29.0	12	2	100	0.55	40
48256 2560	25.0	1	6.0	37.0	12	2	150	0.85	40
48256 3280	32.0	1 1/4	8.0	48.0	12	4	170	1.45	40
48256 3890	38.0	1 1/2	9.0	56.0	12	4	200	1.85	40
48256 4010	40.0		10.0	60.0	12	4	250	2.25	40
48256 5011	50.0		11.0	72.0	12	4	350	2.95	40
64256 6512	65.0		12.0	89.0	12	4	450	4.15	40
64256 7515	75.0		15.0	105.0	12	6	550	5.95	40
64256 8015	80.0		15.0	110.0	12	6	600	6.25	40
64256 0015	100.0		15.0	130.0	12	6	700	7.60	40

Vacuum resistance up to -0.5 bar (up to including 50mm ID), bigger sizes -0,3 bar

LM3

Food/Steam - NBR - 6/18 bar - D - blue



SPECIFICATIONS

Application

LM3 is suitable for cleaning in dairies, as well for food production plants and slaughterhouses as a steam, hot water and cold water hose.
 Also for conveying liquid food stuffs, in particular milk and dairy products, animal and vegetable oils and fats.
 We don't use for the tube compound of LM3 any PHTHALATES.
 PAH we comply with requirements of EU 1907/2006 (REACH), Annex XVII Nr. 50

Standard/Approval

BfR XXI Kat. 2, FDA (CFR 21 § 177.2600), EG1935/2004.
 REACH regulation and REACH consumer goods annex XVII

Temperature range

-35°C / +164°C (saturated steam), +95°C (hot water).

Safety factor

Steam 10 : 1, Hot water 3,15 : 1

Tube

NBR, white, food quality, resistant to grease and oil, resistant to cleaning agents, smooth.

Reinforcement

Textile wrapped.

Cover

NVC, blue, resistant to grease and oil, cloth impression.

Marking

continuous mylartape, white letters: "SEMPERIT (S) LM3 Lebensmittel BfR XXI Kat.2 NBR LEBENSMITTEL/DAMPF FOOD/STEAM D food quality FDA WP 6 bar 164°C Steam Made in EU".

Notice

To meet the high demands associated with continuous steam operation we recommend DS1 ultra, DS2 or DS3 hoses.
 Very high resistance to many aggressive cleaning agents.
 For the application of cleaning agents, please refer to our separate information sheet.

TECHNICAL DETAILS

Article number	Internal-Ø		Wall width	External-Ø	Work. pressure (max.)		Number of inserts	Bending radius [min.]	Weight approx.	Coil length [max.]
	mm	inch	mm	mm	Satur. steam [bar]	Hot water [bar]		mm	kg/m	
48244 1350	13.0	1/2	5.0	23.0	6	18	2	80	0.38	40
48244 1650	16.0	5/8	5.0	26.0	6	18	2	95	0.44	40
48244 1960	19.0	3/4	6.0	31.0	6	18	2	115	0.62	40
48244 2570	25.0	1	7.0	39.0	6	18	2	150	0.91	40
48244 3270	32.0		7.0	46.0	6	18	2	195	1.10	40
48244 3890	38.0		9.0	56.0	6	18	2	230	1.65	40
48244 4090	40.0		9.0	58.0	6	18	2	240	1.70	40
48244 5010	50.0		10.0	70.0	6	18	2	300	2.35	40
64244 6512	65.0		12.0	89.0	6	18	4	390	4.25	40
64244 7512	75.0		12.0	99.0	6	18	4	450	4.80	40
64244 8012	80.0		12.0	104.0	6	18	4	550	5.10	40
64244 0015	100.0		15.0	130.0	6	18	6	650	7.70	40

LMD-NBR

Food/Steam - NBR - 6/20 bar - D - blue



SPECIFICATIONS

Application	Suitable for steam and hot water cleaning purposes and for conveying liquid products such as milk. Suitable for use in dairies, slaughterhouses and in the food industry.
Standard/Approval	BfR (former BgVV) XXI:2002 [Kat. 2], FDA [CFR 21 §177.2600]. Fulfills requirements acc. REACH-regulation annex XVII and AfPS GS 2019:01 PAK category 2b.
Temperature range	-35°C / +164°C [saturated steam], +100°C [hot water].
Safety factor	Steam 10 : 1, Hot water 3 : 1
Tube	NBR, white, food quality, resistant to cleaning agents, smooth.
Reinforcement	Textile braided.
Cover	NVC, blue, abrasion resistant, limited resistant to grease and oil, smooth.
Marking	continuous inkjet, white letters: "SEMPERIT (S) LMD-NBR FDA BfR XXI KAT2 Lebensmittel, Wasser/Food, Water 20 bar 100°C, Dampf/Steam 6 bar 164°C MM/YYYY //"/".
Notice	For applications of cleaning agents, please see our separate information sheet. Other lengths (>40m) on request.

TECHNICAL DETAILS

Article number	Internal-Ø		Wall width	External-Ø	Work. pressure [max.]		Number of inserts	Bending radius [min.]	Weight approx.	Coil length [max.]
	mm	inch	mm	mm	Satur. steam [bar]	Hot water [bar]		mm	kg/m	m
68255 1350	13.0	1/2	5.0	23.0	6	20	1	65	0.35	40
68255 1650	16.0	5/8	5.0	26.0	6	20	1	85	0.45	40
68255 1960	19.0	3/4	6.0	31.0	6	20	1	100	0.60	40
68255 2560	25.0	1	6.0	37.0	6	20	1	125	0.80	40

11

OIL / FUEL MATRIX

Semperit Industrial Applications – Industrial Hoses

27.05.2024 – V7

Application / Anwendung	Hose type / Schlauchtype	Standard	Mineral Oil - max. aromatics**				Diesel / Biodiesel / Synthetic Diesel					Gasoline / Benzin				Gas	
			30%	40%	50%	60%	B7 (EN590)	B20	Biodiesel (B100/FAME)	HVO100	GTL	E5 (EN 228)	E10	E85	E100	LPG	CNG
Vehicle Fuel <i>Treibstoffschlauch Fahrzeug</i>	FUB	SAE J30 R2/R6	S	S	S	S	S	S	S	S	S	S	S	S	S	X	X
	FMO	see remark*	S	S	S	S	S	S	S	S	S	S	S	S	S	X	X
	FMS	see remark*	S	S	S	S	S	S	S	S	S	S	S	S	S	X	X
	FUE	see remark*	S	S	S	X	S	S	C	X	X	S	S	C	C	X	X
	FPB R67/R110	ECE R67/R110	X	X	X	X	X	X	X	X	X	X	X	X	X	S	S
	FPB	see remark¹	X	X	X	X	X	X	X	X	X	X	X	X	X	S	X
Petrol Pump <i>Zapfstellenschlauch</i>	TEF 1360	EN 1360	S	S	S	S	S	S	S	X	X	S	S	S	S	X	X
	TEU 1360	EN 1360	S	S	S	S	S	S	S	X	X	S	S	S	S	X	X
	TMH	see remark*	S	S	S	S	S	S	C	X	X	S	S	S	S	X	X
	TOF 319	see remark*	S	S	S	S	S	S	C	X	X	S	S	S	S	X	X
Oil / Fuel Tank Truck <i>Tankfahrzeug/Förderung</i>	TM3-D	EN 1762	S	S	S	S	S	S	S	X	X	S	S	S	S	S²	S²
	TM1	EN 1761 / EN 12115	S	S	S	S	S	S	S	S	S	S	S	S	S	X	X
	TM2	EN 1761 / EN 12115	S	S	S	S	S	S	S	S	S	S	S	S	S	X	X
	FLEXIOIL	EN 1761 / EN 12115	S	S	S	S	S	S	S	S	S	S	S	S	S	X	X
	FLEXIOIL D	EN 1761 / EN 12115	S	S	S	S	S	S	S	S	S	S	S	S	S	X	X
	TMSL corrugated	see remark*	S	S	S	S	S	S	S	S	S	S	S	S	S	X	X
	TM 30 series	see remark*	S	S	S	X	S	S	C	X	X	C	C	C	C	X	X
	TM 50 series	see remark*	S	S	S	X	S	S	C	X	X	C	C	C	C	X	X
Onshore for Oil / Fuel	TSF 16 / TSF 20	see remark*	S	S	S	S	S	S	S	X	X	S	S	S	S	X	X
Multipurpose Mineral Oil Hoses for Industrial applications <i>Vielzweck Mineralölschlauch für Industrielle Anwendungen</i>	TU 10/20/25	see remark*	S	S	S	C	S	S	C	X	C	S	S	C	C	X	X
	TU 40	see remark*	S	S	S	C	S	S	C	X	X	C	C	C	C	X	X
	TUC 10/20	see remark*	S	S	C	X	S	S	X	X	X	X	X	X	X	X	X
Oil Return	TMR4 series	SAE J517 100 R4	S	S	C	X	S	S	C	X	X	C	C	X	X	X	X
Oil Cooling	FKO	see remark*	S	S	C	C	S	S	S	X	X	X	X	X	X	X	X
Universal Multipurpose hose (Oil/Hot Water/Light Chemicals) <i>Universeller Vielzweckschlauch (Öl/Heißwasser/Leichte Chemikalien)</i>	Supreme	see remark*	S	S	C	C	S	S	X	X	X	X	X	X	X	X	X

The results and categorization in above table does not reflect the performance of the product in any specific application, but it enables to assign and select the right hose to the relevant medium used.

* For hose types not assigned to a standard, the generally applicable ASTM references were used for assessment.

**The maximum aromatic content validation is based on tests with reference fuel simulants with 30-60% aromatic content.

- 1) Transport of Propane-Butane gas for low pressure applications.
- 2) Suitable for Petrol Pump hose application as well.

Table color scheme

S: **Suitable** for continuous service in full- and empty hose systems.

C: **Conditional** might have a limited suitability in real application. Because of insufficient data in our hands, we advise to test the hose performance suitability under real conditions prior usage. In case of any questions we recommend to contact [Semperit](#) for further support.

X: **Not recommended/not suitable** means the material properties might be affected and weakened during usage.

Due to many variants of fuels and oils available in the market and their different compositions, we recommend that you contact Semperit's technical support in case of any doubt. Even when used properly, sufficient durability does not mean indefinite durability or retention of the hose's original properties.

The lifetime of a hose is influenced by internal and external criteria. The applied temperature from the environment, the temperature and the pressure with which the medium is conveyed during usage is of high importance. These influencing factors are beyond our control and cannot be assessed from the literature.

The results can be seen as a selection tool for choosing the proper hose, but does not reflect any specific applications and the conditions in real use. For critical applications we recommend to carry out a release test under real conditions to evaluate the suitability with respect to the specific application. The technical product data-sheets and the information contained therein must be followed.



Please note: The content of this publication is not legally binding and is provided as information only. Content subject to changes as mistakes, misprints and incorrect data are reserved and we disclaim liability for accuracy and completeness of the content. For further details please visit our [Disclaimer Semperit Industrial Informs - Semperit Technische Produkte Gesellschaft m.b.H.](#)

12

**SEMPERIT INDUSTRIAL HOSES
APPLICATION OVERVIEW**

SEMPERIT HOSES – INDUSTRIAL HOSES APPLICATION OVERVIEW

Construction & Material Handling Machinery



e.g.: Concrete pumps, plaster spraying machines, air compressors
Sand blasting hoses, mortar hoses, tunnel geniting hoses; Peristaltic pump hose

Agriculture & Equipment



e.g.: Crop spraying machines, silo hoses, harvesters, tractors with attachments
Irrigation hoses, slurry hoses

Other Industrial / comm. Machinery & Equipment



e.g.: Injection molding machines, welding equipment, ...

Transportation & Automotive



e.g.: Longwall mining, crushers, screeners, drill rigs, continuous miners

Processing Equipment: Food, Chemical, Steam



e.g.: Hoses FDA/BfR approved for milk and beverages, cleaning hoses in slaughterhouses, hoses for conveying hazardous chemicals like acid and soaps, steam cleaning devices

13

GENERAL INFORMATION

GENERAL GUIDELINE FOR THE USE OF OUR PRODUCTS

THE CHOICE OF THE CORRECT TYPE OF HOSE IS VERY IMPORTANT FOR THE PROPER AND SAFE USE IN SERVICE.

Therefore, when choosing our products, please check the appropriateness of the chosen product for the customer's specific application of you and/or your customer and instruct your customers about the functional range of the products and their limitations accurately.

However, the appropriateness of the chosen product for the customer's specific application can only be determined in individual cases and is dependent on the definite installation situation (especially the hose curvature), the combination of the coupling and the compatibility of the medium with the inner coating of the hose (inner core). Further information in the sub-items of this menu (see left side) provide a brief overview on these topics, but do not replace specialist advice in individual cases. Please obtain specialist advice in the event of any uncertainty!

The number of possible operating hours falls if the hose is used under unfavorable operating conditions. These include maximum operational pressure, maximum temperature and minimum bending radius. When several of these factors coincide, the product deteriorates more rapidly and therefore must be replaced sooner.

Therefore, please verify the operating conditions regularly and adapt the replacement cycle to them.

Please also check our website for all the important technical information and specifications about our products:

[Technical Information Industrial Hoses](#)

Please note: Before using our products with new or untested media, or for applications that are not clearly indicated in the product information, written advice must be obtained from a specialist dealer or a Semperit application engineer. For safety reasons, all products must be inspected regularly for operational safety and replaced in the event of any damage (especially of the cover) or unusual signs of wear and tear. All products must be stored, handled, and maintained in accordance with all our respective instructions and DIN 7716:1982. The information in our catalogue as well as each individual datasheet is subject to change at any time without notice since we are constantly developing and improving our products and due to constant technical developments after the latest release date of the catalogue and/or individual datasheets. To always have the latest product and safety information make sure you visit our website (<https://hoses.semperitgroup.com/>) regularly or contact one of our specialist dealers or a Semperit application engineer. All contracts concluded with us are exclusively subject to our general terms and conditions (available at [semperitgroup.com](https://www.semperitgroup.com)). Additional important general information about the range, choice and safe use of our products can be found at our website (hoses.semperitgroup.com) and must be followed without exception.

Important notice: Our catalogue and any individual datasheet have been prepared with great care in order to provide you with all the information you need. The information contained therein is based on the latest state-of-the-art industrial technology and many years of experience and testing; whenever indicated for a certain product, we also confirm conformity with the resistance requirements of the media listed in ISO TR 7620:2005(E). However, the individual conditions of storage, maintenance and use decisively affect the safe and durable use of each product. The quality and safety of our products as indicated in the catalogue or individual datasheets are therefore strictly subject to the continuous observance of all specifications and restrictions in our written product information and applicable laws and standards, the specifications regarding resistance to chemicals and our cleaning procedures. We reject any liability for safety issues or other consequences due to improper product choice, maintenance, or handling (e.g. squashing, rupturing, stretching, or filling with non-approved media). Our products must not be used in airplanes or other aerial vehicles under any circumstance. Products delivered by us to the USA are manufactured according to IRPMIP2, unless specified otherwise. All other hoses are manufactured according to EN ISO 1307:2008, unless specified otherwise. Our products are not designated for the sale to the general public and do not fulfill the conditions for "GS-certification", unless stated otherwise in the product datasheet.



WARNING: Cancer and Reproductive Harm - www.P65Warnings.ca.gov

Publication date: July 2022 © Semperit Technische Produkte GmbH (Version July 2024)

IMPORTANT INFORMATION:

An industrial hose should be selected according to the specific conditions of use to ensure a peak performance of the hose. Therefore, it is essential to obtain as much precise information as possible about the application, the medium to be conveyed and the required connections.

EUROPE

AUSTRIA

Semperit Technische Produkte Gesellschaft m.b.H,
Triester Bundestraße 26, 2632 Wimpassing, Austria
Tel.: +43 2630 310 0
hoses@semperitgroup.com

CZECH REPUBLIC

Semperflex Optimit s.r.o.
Vítkovská ul. 391/29, CZ-74235 Odry
Tel.: +420 556 763 365
sales.odry@semperitgroup.com

GERMANY

Semperflex Rivalit GmbH
Steinhardter Straße 32 A, D-55596 Waldböckelheim
Tel.: +49 6758 92 92 0
rivalit@semperitgroup.com

AFRICA

SINGAPORE

Semperit Industrial Products (S) Pte Ltd.
8 Jurong Town Hall Road,
#29-05/06 The JTC Summit Singapore 609434
Tel.: +65 6275 4690
semperflex.sg@semperitgroup.com

AMERICAS

USA

Semperit America Headquarter
755 Coweta Industrial Parkway
Newnan, GA 30265
Tel.: +1 800 631 2566
sales.us@semperit-usa.com

ASIA / AUSTRALIA / PACIFIC

CHINA

Semperflex Shanghai Ltd.
1255 Cang Gong Road, Shanghai Chemical Industrial Park
Fengxian Subzone, Shanghai 201417, China
Tel.: +86 (0)21 3758 1133
ssh@semperit.com.cn

SINGAPORE

Semperit Industrial Products (S) Pte Ltd.
8 Jurong Town Hall Road,
#29-05/06 The JTC Summit Singapore 609434
Tel.: +65 6275 4690
semperflex.sg@semperitgroup.com

INDIA

Sempertrans India Private Limited (Segment
Semperflex, New Delhi office)
LG-CS-38, Ansal Plaza, Sector-1, Vaishali,
Ghaziabad U.P.201010, India
Tel.: +91 120 4127752
semperflex.india@semperitgroup.com

INDONESIA

Semperit Industrial Products (S) Pte Ltd.
8 Jurong Town Hall Road,
#29-05/06 The JTC Summit Singapore 609434
Tel.: +65 6275 4690
semperflex.sg@semperitgroup.com



www.semperitgroup.com
hoses.semperitgroup.com

SEMPERIT